

Submittal Data

PROJECT:	UNIT TAG:	QUANTITY:
REPRESENTATIVE: _____	TYPE OF SERVICE:	DATE: _____
ENGINEER:	SUBMITTED BY:	DATE:
CONTRACTOR:	APPROVED BY:	DATE:
	ORDER NO.:	DATE:

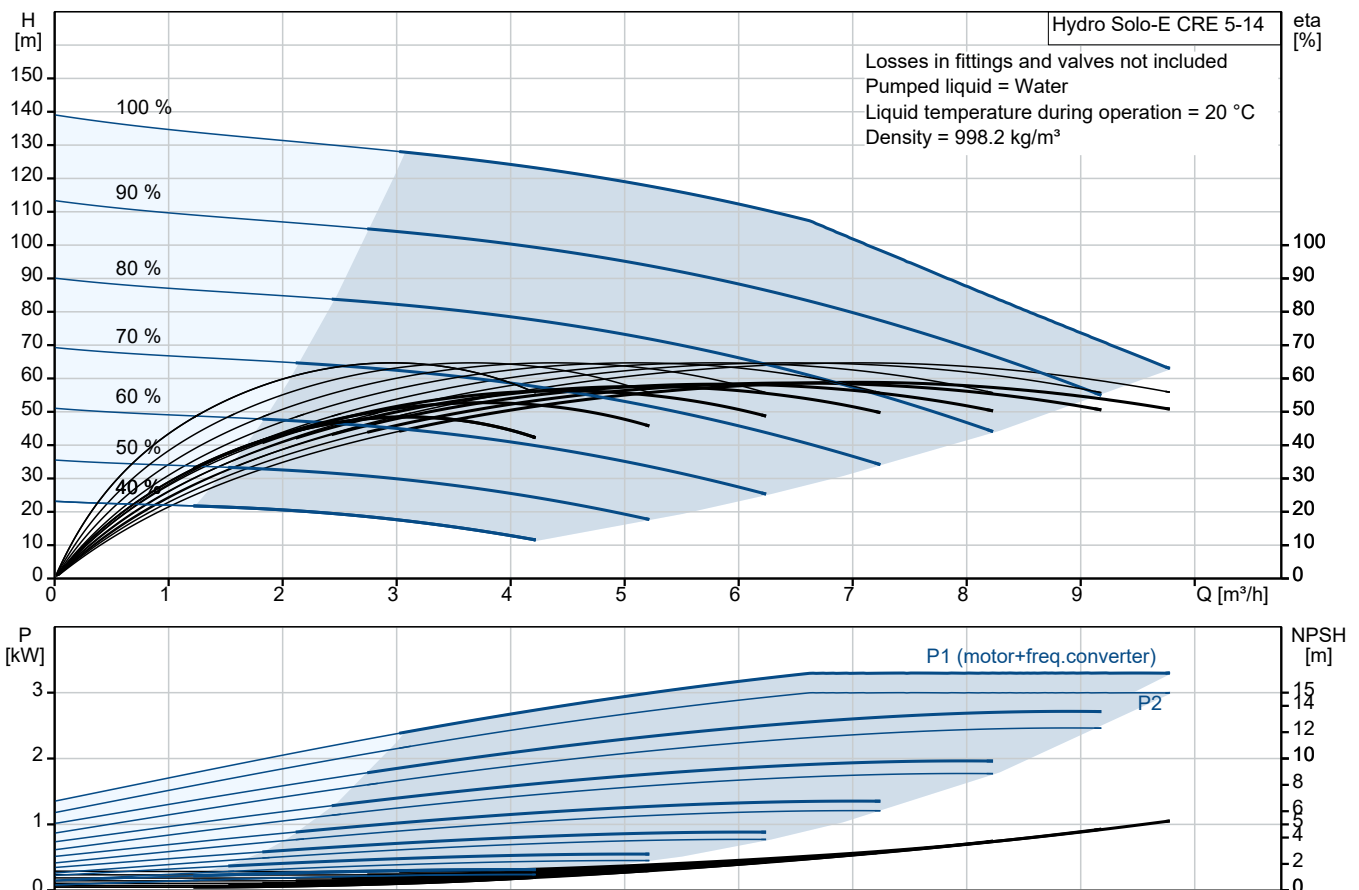
Hydro Solo-E CRE 5-14



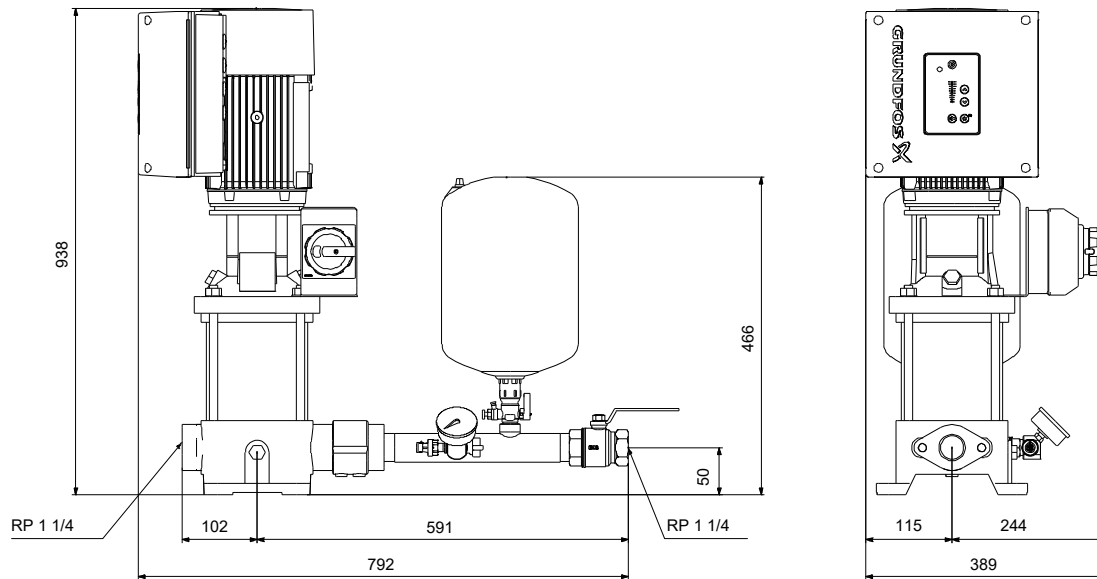
Hydro Solo-E is a fully-optimised booster system designed for systems where it is crucial to keep constant pressure. It features constant-pressure control, flow estimation and plug-and-pump installation.

Note! Product picture may differ from actual product

Conditions of Service	Pump Data	Motor Data
	Maximum operating pressure: 16 bar Liquid temperature range: 0 .. 60 °C Maximum ambient temperature: 50 °C Shaft seal: HQQE Product number: On request	Rated power - P2: 3 kW Rated voltage: 380-500 V Mains frequency: 50 / 60 Hz Enclosure class: IP55 Insulation class: F Motor protection: ELEC Motor type: 100LA



Submittal Data



Materials:

- Base: Cast iron
- Base: EN 1561 EN-GJL-200
- Base: ASTM A48-25B
- Impeller: Stainless steel
- Impeller: AISI 304
- Impeller: EN 1.4301

Qty. Description

1 **Hydro Solo-E CRE 5-14**



Note! Product picture may differ from actual product

Product No.: On request

Grundfos Hydro Solo-E booster set is a combined unit consisting of one Variable speed driven pump (CRE) fitted with isolating valve, non-return valve, discharge pipe, pressure transmitter, pressure gauge, diaphragm tank and Main power switch.

The Booster system is factory configured and tested ready for constant pressure operation.

The pump is fitted with an IEC-flanged three-phase MGE motor with frequency converter and PI-controller integrated in the motor terminal box. No additional motor protection is required as both motor and electronics are protected by integrated overload and temperature protection.

A control panel enables setting of required setpoint as well as setting of pump to MIN or MAX operation or to STOP.

The Grundfos Eye indicator on the control panel provides visual indication of pump status: The control panel has

- "Power on": Motor is running (rotating green indicator lights) or not running (permanently green indicator lights)
- "Warning": Motor is still running (rotating yellow indicator lights) or has stopped (permanently yellow indicator lights)
- "Alarm": Motor has stopped (flashing red indicator lights).

Communication with the pump is possible by means of the Grundfos GO Remote (accessory). The remote control enables further settings as well as reading out of a number of parameters such as "Actual value", "Speed", "Power input" and total "Power consumption".

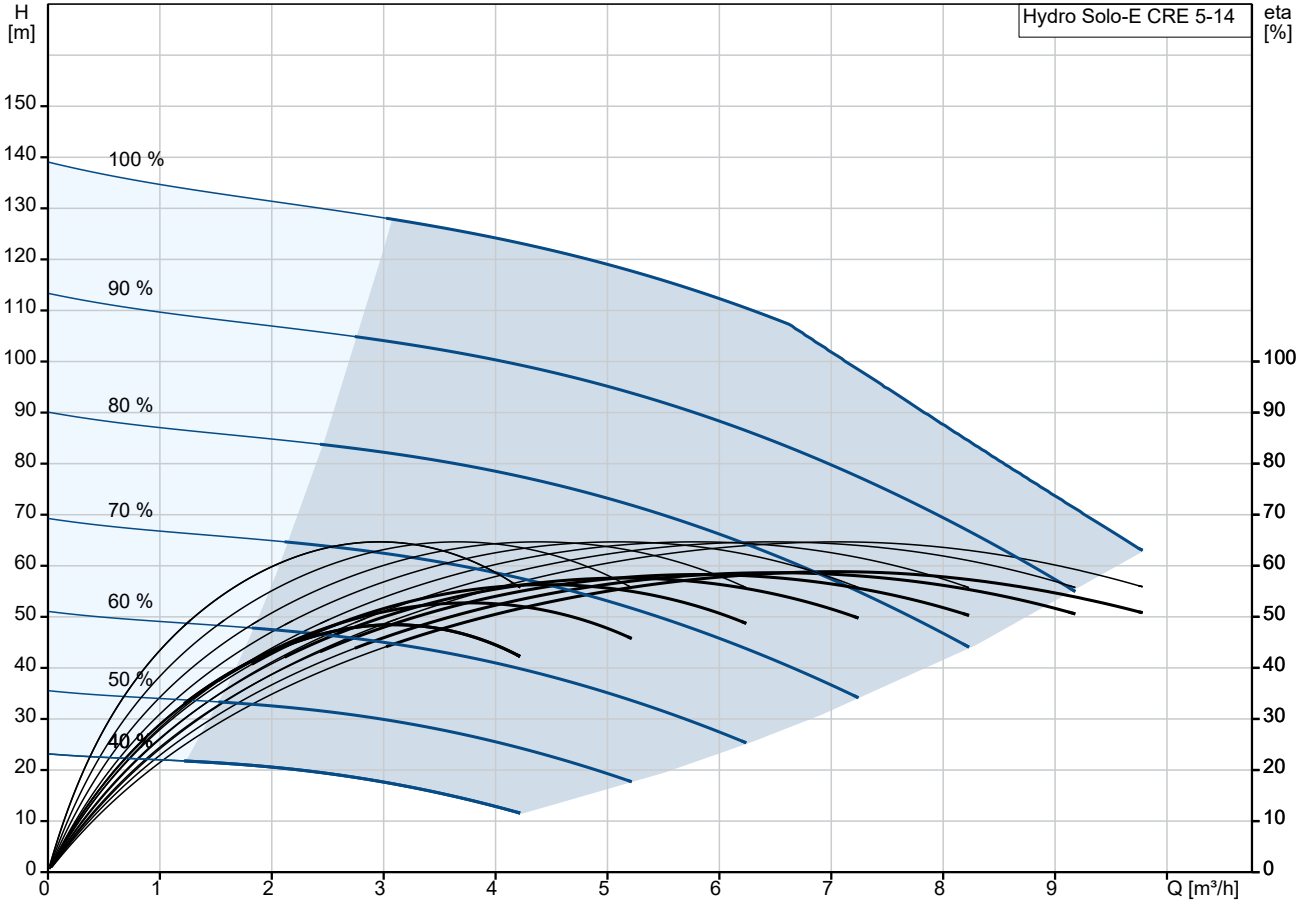
The terminal box has a number of inputs and outputs enabling the motor to be used in advanced applications where many inputs and outputs are required:

- Two dedicated digital inputs
- Three analog inputs, 0(4)-20 mA, 0-5 V, 0-10 V, 0.5 - 3.5 V
- 5 V voltage supply to potentiometer and sensor
- One analog output, 0-10 V, 0(4)-20 mA
- Two configurable digital inputs or open-collector outputs
- Two Pt100/Pt1000 inputs
- LiqTec, dry-running protection sensor input
- Grundfos Digital Sensor input and output
- 24 V voltage supply for sensors
- Two signal relay outputs (potential-free contacts)
- GENibus connection
- Interface for Grundfos CIM fieldbus module.

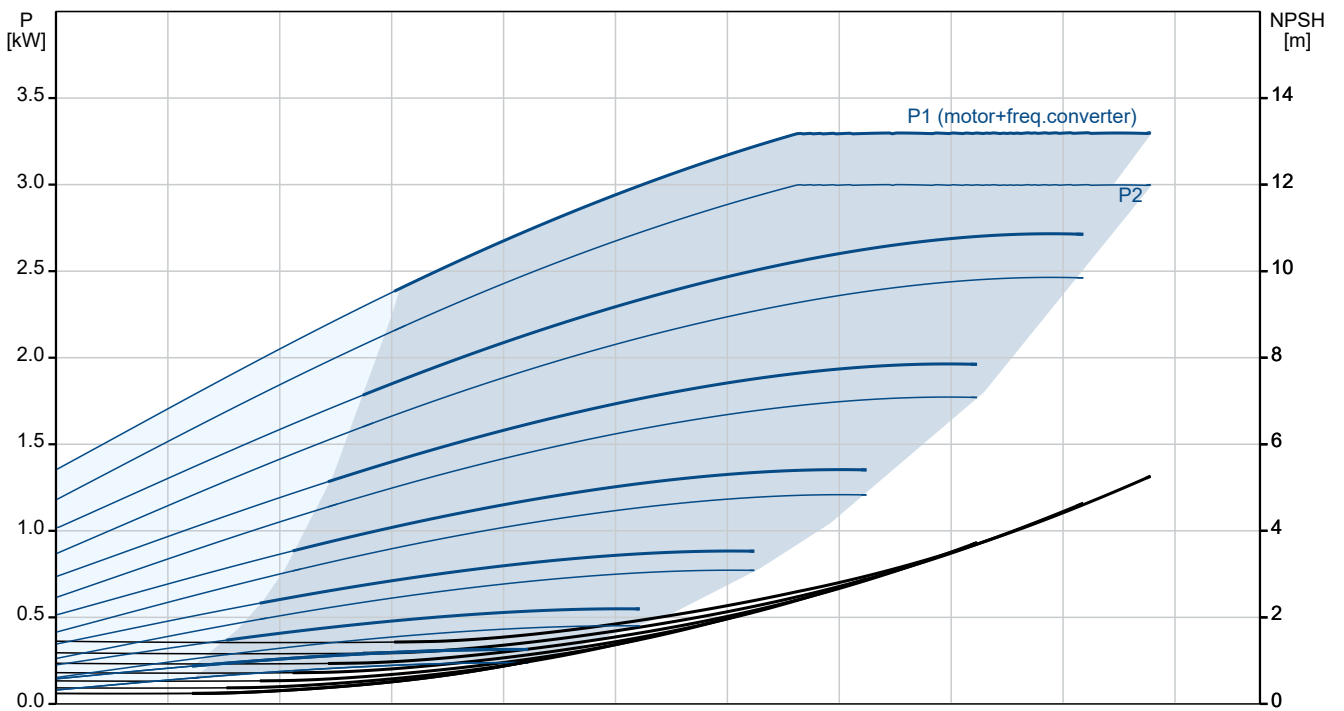
Liquid:

Qty.	Description
1	<p>Liquid temperature range: 0 .. 60 °C</p> <p>Technical:</p> <p>Rated flow: 6.9 m³/h</p> <p>Rated head: 105 m</p> <p>Code for shaft seal: HQQE</p> <p>Materials:</p> <p>Base: Cast iron EN 1561 EN-GJL-200 ASTM A48-25B</p> <p>Impeller: Stainless steel EN 1.4301 AISI 304</p> <p>Installation:</p> <p>Maximum ambient temperature: 50 °C</p> <p>Maximum operating pressure: 16 bar</p> <p>Standard for inlet connection: OVAL</p> <p>Type of inlet connection: Rp</p> <p>Type of outlet connection: Rp</p> <p>Size of inlet connection: 1 1/4 inch</p> <p>Size of outlet connection: 1 1/4 inch</p> <p>Flange size for motor: FT130</p> <p>Electrical data:</p> <p>Motor type: 100LA</p> <p>Rated power - P2: 3 kW</p> <p>Mains frequency: 50 / 60 Hz</p> <p>Rated voltage: 3 x 380-500 V</p> <p>Rated current: 5.80-4.80 A</p> <p>Cos phi - power factor: 0.91-0.86</p> <p>Rated speed: 360-4000 rpm</p> <p>Enclosure class (IEC 34-5): IP55</p> <p>Insulation class (IEC 85): F</p> <p>Motor No: 98971049</p> <p>Tank:</p> <p>Volume of pressure tank: 12 l</p> <p>Others:</p> <p>Net weight: 59.6 kg</p> <p>Gross weight: 79.9 kg</p> <p>Shipping volume: 0.6 m³</p> <p>Danish VVS No.: 385550264</p> <p>Finnish LVI No.: 4925334</p> <p>Country of origin: DE</p> <p>Custom tariff no.: 84137075</p>

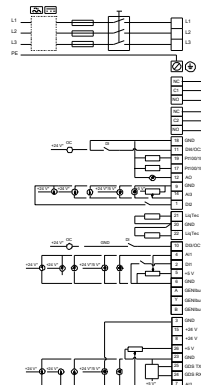
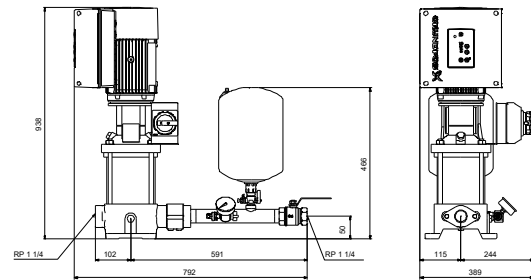
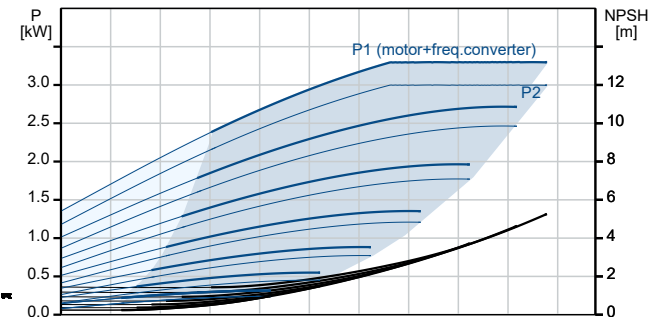
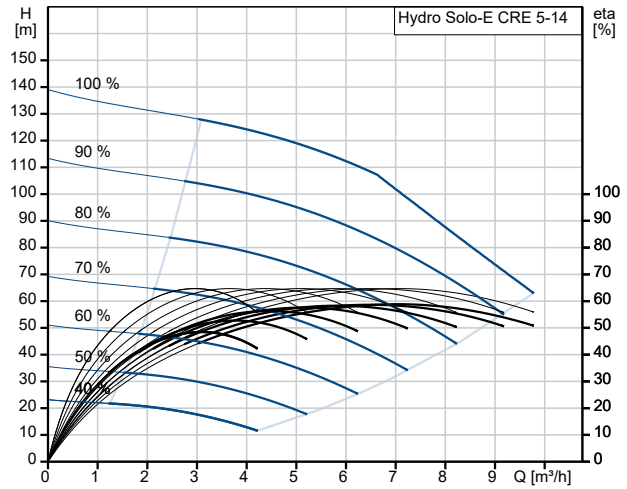
On request Hydro Solo-E CRE 5-14



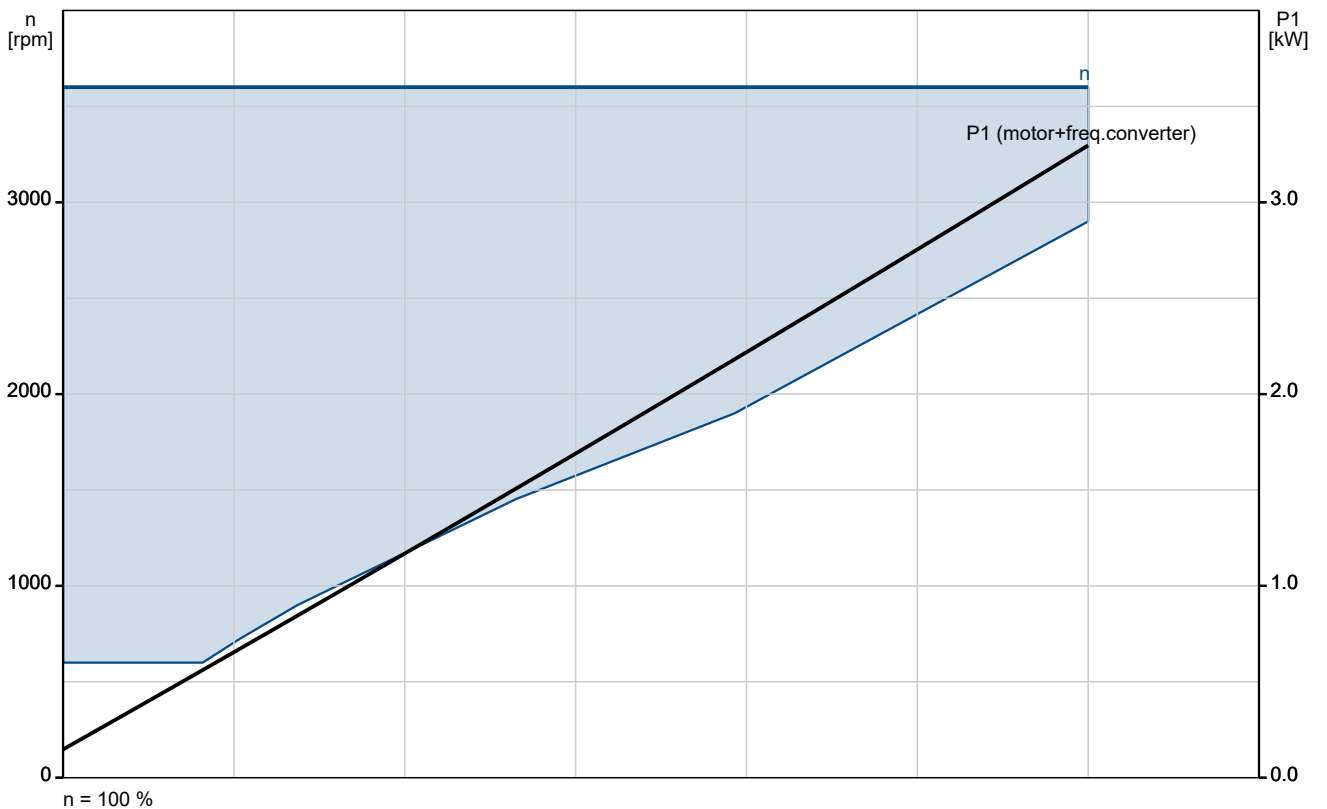
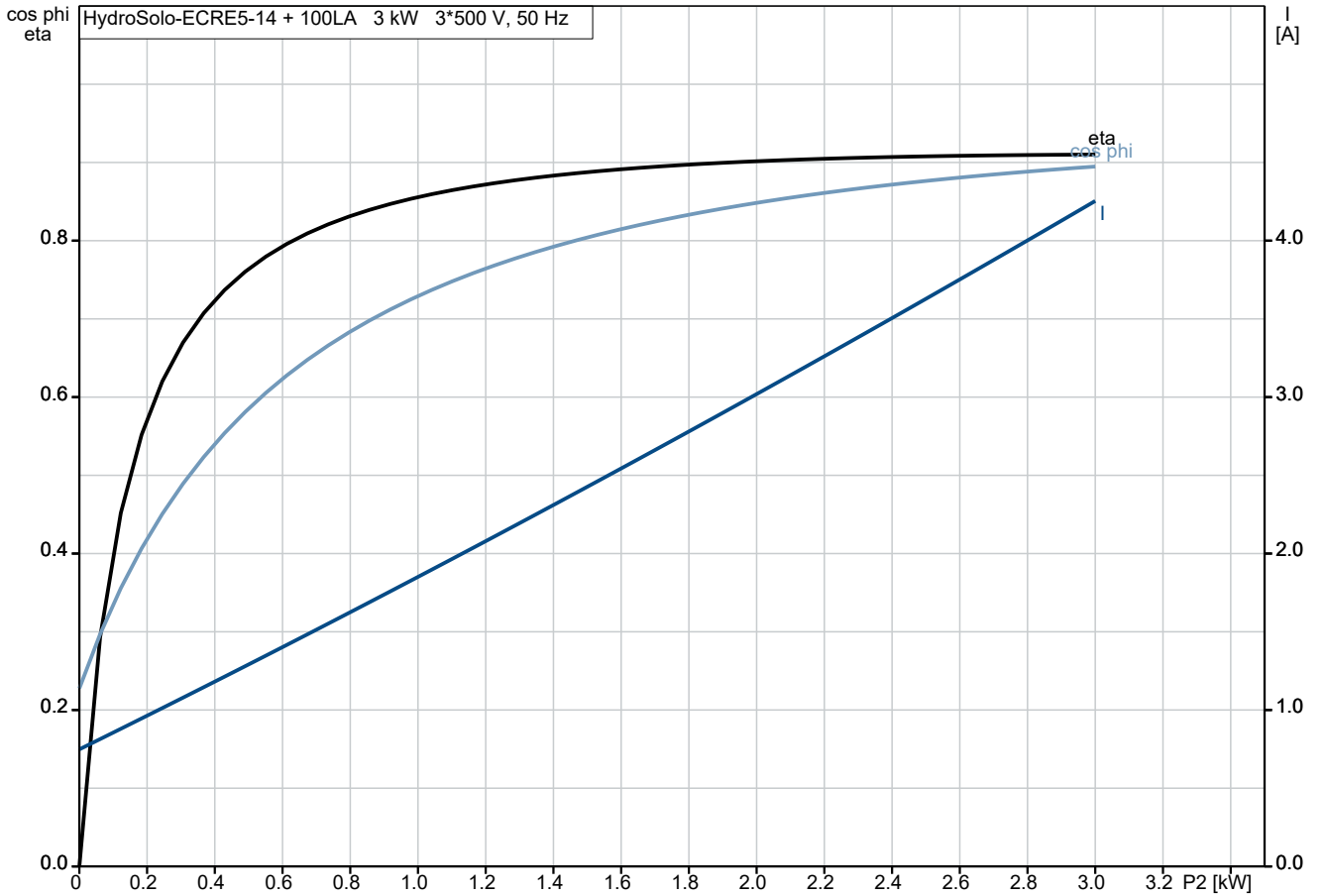
Losses in fittings and valves not included
 Pumped liquid = Water
 Liquid temperature during operation = 20 °C
 Density = 998.2 kg/m³



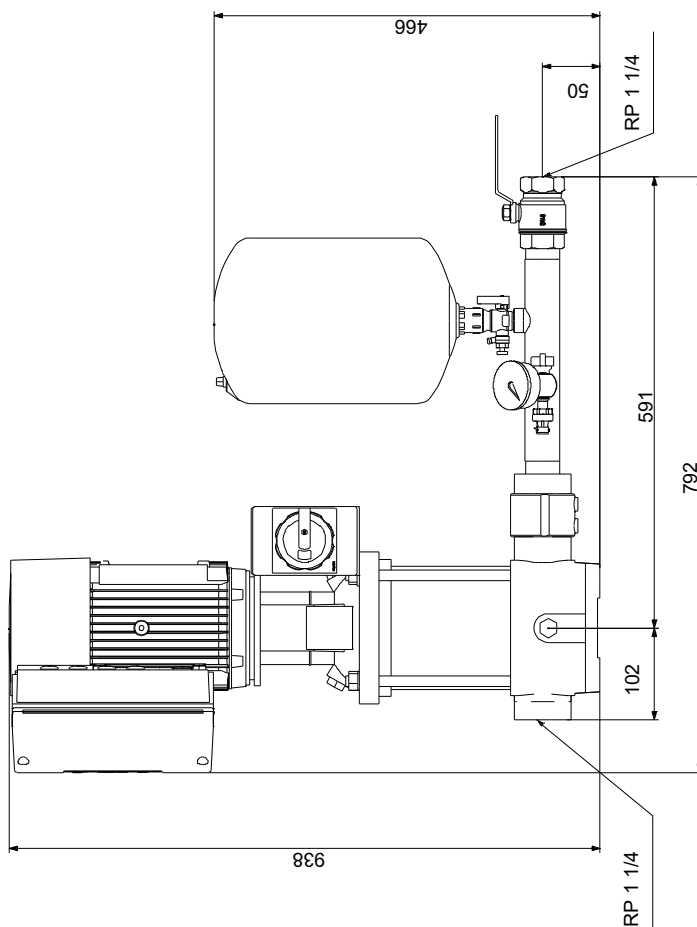
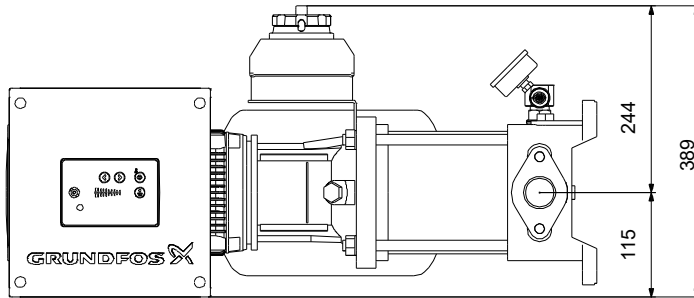
Description	Value
General information:	
Product name:	Hydro Solo-E CRE 5-14
Product No:	On request
EAN number:	On request
Technical:	
Rated flow:	6.9 m ³ /h
Rated head:	105 m
Stages:	14
Impellers:	14
Code for shaft seal:	HQQE
Pump No:	99072188
Materials:	
Base:	Cast iron
Base:	EN 1561 EN-GJL-200
Base:	ASTM A48-25B
Impeller:	Stainless steel
Impeller:	EN 1.4301
Impeller:	AISI 304
Installation:	
Maximum ambient temperature:	50 °C
Maximum operating pressure:	16 bar
Standard for inlet connection:	OVAL
Type of inlet connection:	Rp
Type of outlet connection:	Rp
Size of inlet connection:	1 1/4 inch
Size of outlet connection:	1 1/4 inch
Flange size for motor:	FT130
Liquid:	
Liquid temperature range:	0 .. 60 °C
Electrical data:	
Motor type:	100LA
Rated power - P2:	3 kW
Mains frequency:	50 / 60 Hz
Rated voltage:	3 x 380-500 V
Rated current:	5.80-4.80 A
Cos phi - power factor:	0.91-0.86
Rated speed:	360-4000 rpm
Enclosure class (IEC 34-5):	IP55
Insulation class (IEC 85):	F
Built-in motor protection:	ELEC
Motor No:	98971049
Controls:	
Control type:	ME
Tank:	
Volume of pressure tank:	12 l
Others:	
Net weight:	59.6 kg
Gross weight:	79.9 kg
Shipping volume:	0.6 m ³
Product range:	International
Config. file no:	99058872
Danish VVS No.:	385550264
Finnish LVI No.:	4925334
Country of origin:	DE
Custom tariff no.:	84137075



On request Hydro Solo-E CRE 5-14



On request Hydro Solo-E CRE 5-14



Note! All units are in [mm] unless others are stated.
Disclaimer: This simplified dimensional drawing does not show all details.

On request Hydro Solo-E CRE 5-14



Note! All units are in [mm] unless others are stated.

