

Submittal Data

PROJECT:	UNIT TAG:	QUANTITY:
REPRESENTATIVE: _____	TYPE OF SERVICE:	DATE: _____
ENGINEER:	SUBMITTED BY:	DATE:
CONTRACTOR:	APPROVED BY:	DATE:
	ORDER NO.:	DATE:

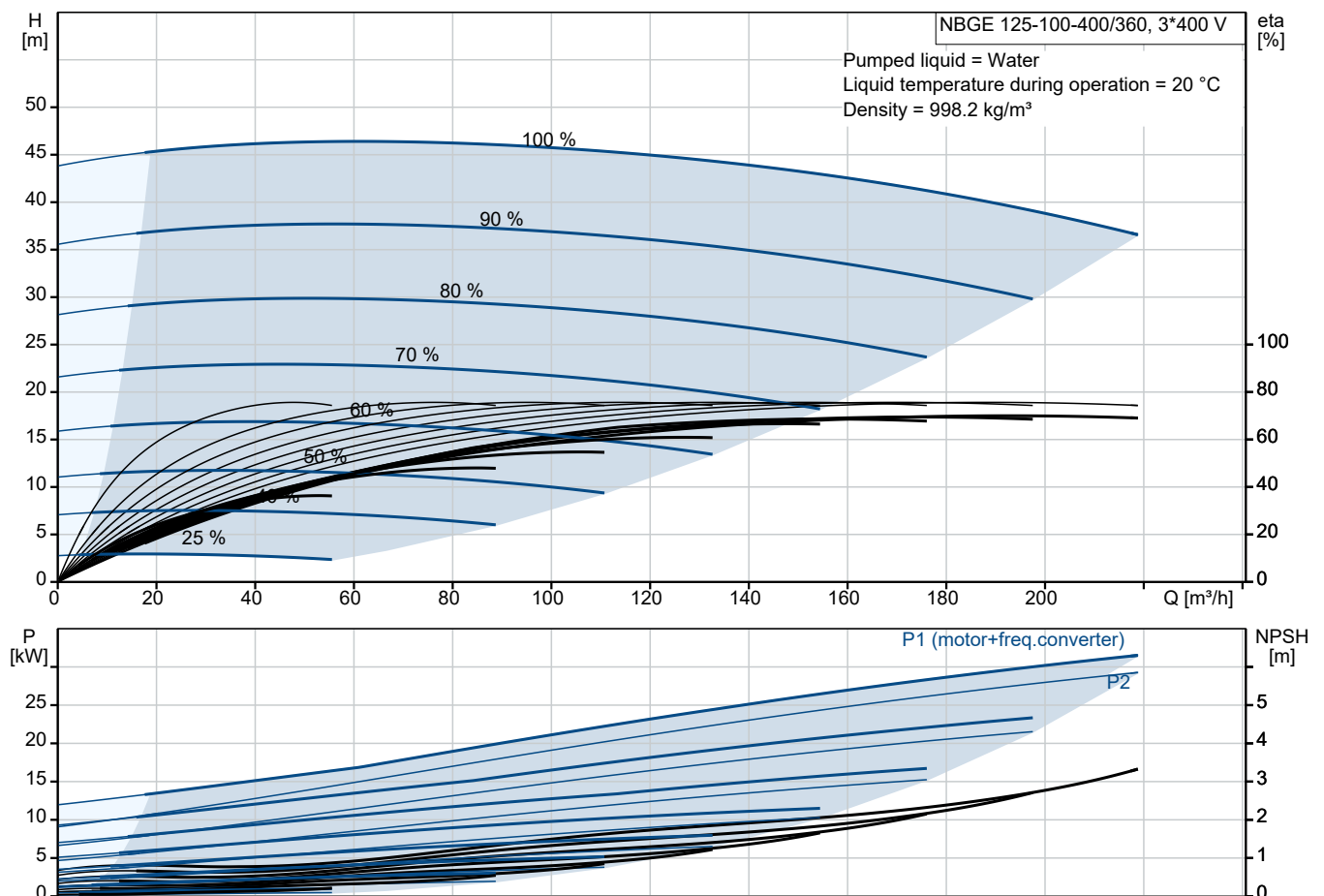


NBGE 125-100-400/360 BIAF2LESBQQERW3

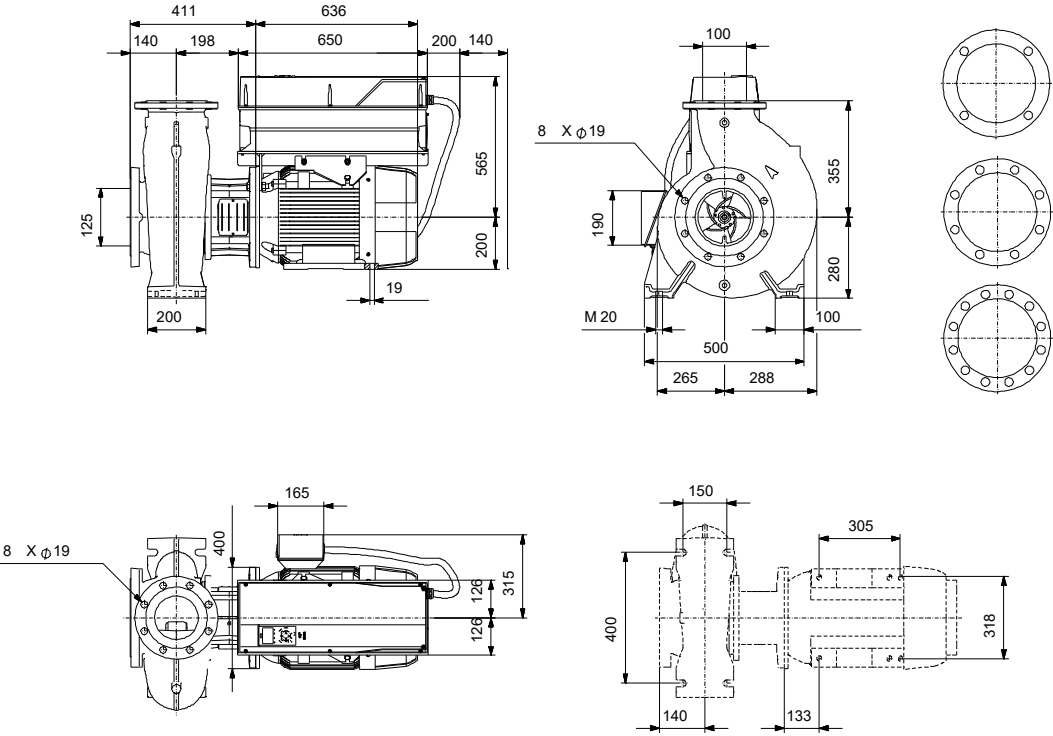
End-suction close-coupled pumps according to ISO 2858 with frequency-controlled motors.

Note! Product picture may differ from actual product

Conditions of Service	Pump Data	Motor Data
Liquid: Water	Liquid temperature range: -25 .. 120 °C	Rated voltage: 380-420D/660-725Y V
Temperature: 20 °C	Maximum ambient temperature: 50 °C	Mains frequency: 50 Hz
Specific Gravity: 1.000	Shaft seal: BQQE	Enclosure class: IP55
	Product number: On request	Insulation class: F
		Motor protection: PTC
		Eta 1/1: 94.9 %



Submittal Data



- Materials:**
- Pump housing: Stainless steel
 - Pump housing: ASTM CD4MCuN
 - Impeller: Stainless steel
 - Impeller: ASTM CD4MCuN
 - Impeller: EN 1.4517
 - Material code: L
 - Code for rubber: E

Qty. Description

1 NBGE 125-100-400/360 BIAF2LESBQERW3



Note! Product picture may differ from actual product

Product No.: On request

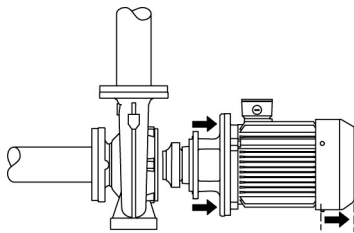
Non-self-priming, single-stage, centrifugal volute pump designed according to ISO 5199 with dimensions and rated performance according to ISO 2858 (16 bar). Flanges are PN 16 with dimensions according to EN 1092-1. The pump has an axial suction port, radial discharge port, horizontal shaft and a back pull-out design enabling removal of the motor, motor stool, cover and impeller without disturbing the pump housing or pipework.

The unbalanced rubber bellows seal is according to DIN EN 12756.

The pump is close-coupled to a fan-cooled asynchronous motor.

The product's minimum efficiency index (MEI) is greater or equal to 0.70. This is by the Commission Regulation (EU) considered as an indicative benchmark for best-performing water pump available on the market as from 1 January 2013.

The back pull-out design means that the pump can be serviced by a single person without disturbing the pump housing or pipes.



Pump

The pump housing has both a priming and a drain hole closed by plugs. The impeller is a closed impeller with double-curved blades with smooth surfaces. The impeller is statically balanced according to ISO 1940-1 class G6.3 and hydraulically balanced to compensate for axial thrust.

The motor stool is made of cast iron (EN-GJL-250) and the pump cover is made of stainless steel (EN 1.4517). Coupling guards are fitted to the motor stool.

The pump is fitted with an unbalanced rubber bellows seal with torque transmission across the spring and around the bellows. Due to the bellows, the seal does not wear the shaft, and the axial movement is not prevented by deposits on the shaft.

Seal faces:

- Rotating seal ring material: silicon carbide (SiC)
- Stationary seat material: silicon carbide (SiC)

This material pairing is used where higher corrosion resistance is required. The high hardness of this material pairing offers good resistance against abrasive particles.

Secondary seal material: EPDM (ethylene-propylene rubber)

EPDM has excellent resistance to hot water. EPDM is not suitable for mineral oils.

The pump housing has feet.

The pump has loose flanges.

The loose flanges are made of cast iron (EN-GJS-500-7/ASTM 70-50-05).

The language on the pump nameplate is English.

Motor

The motor is a totally enclosed, fan-cooled motor with principal dimensions to IEC and DIN standards. Electrical tolerances comply with IEC 60034.

Qty. Description

- 1 The motor efficiency is classified as IE4 in accordance with IEC 60034-30-1.
 The motor has thermistors (PTC sensors) in the windings in accordance with DIN 44081/DIN 44082. The protection reacts to both slow- and quick-rising temperatures, e.g. constant overload and stalled conditions.
 Thermal switches must be connected to an external control circuit in a way which ensures that the automatic reset cannot cause accidents. The motors must be connected to a motor-protective circuit breaker according to local regulations.
 The motor requires no external motor protection. The motor control unit incorporates protection against slow- and quick-rising temperatures, e.g. constant overload and stalled conditions.

Further product details
Technical data
Controls:

VFD product number: 99616823
 Frequency converter: Built-in
 Type of frequency converter: CUE 3X380-500V IP55 RUG 30KW
 Appr. for VFD: CE, CULUS, C-TICK
 Pressure sensor: N

Liquid:

Pumped liquid: Water
 Liquid temperature range: -25 .. 120 °C
 Selected liquid temperature: 20 °C
 Density: 998.2 kg/m³

Technical:

Pump speed on which pump data are based: 1475 rpm
 Rated flow: 188.4 m³/h
 Rated head: 39.94 m
 Actual impeller diameter: 360 mm
 Nominal impeller diameter: 400
 Type of impeller: Standard
 Shaft seal arrangement: Single
 Code for shaft seal: BQQE
 Curve tolerance: ISO9906:2012 3B
 Bearing design: Standard

Materials:

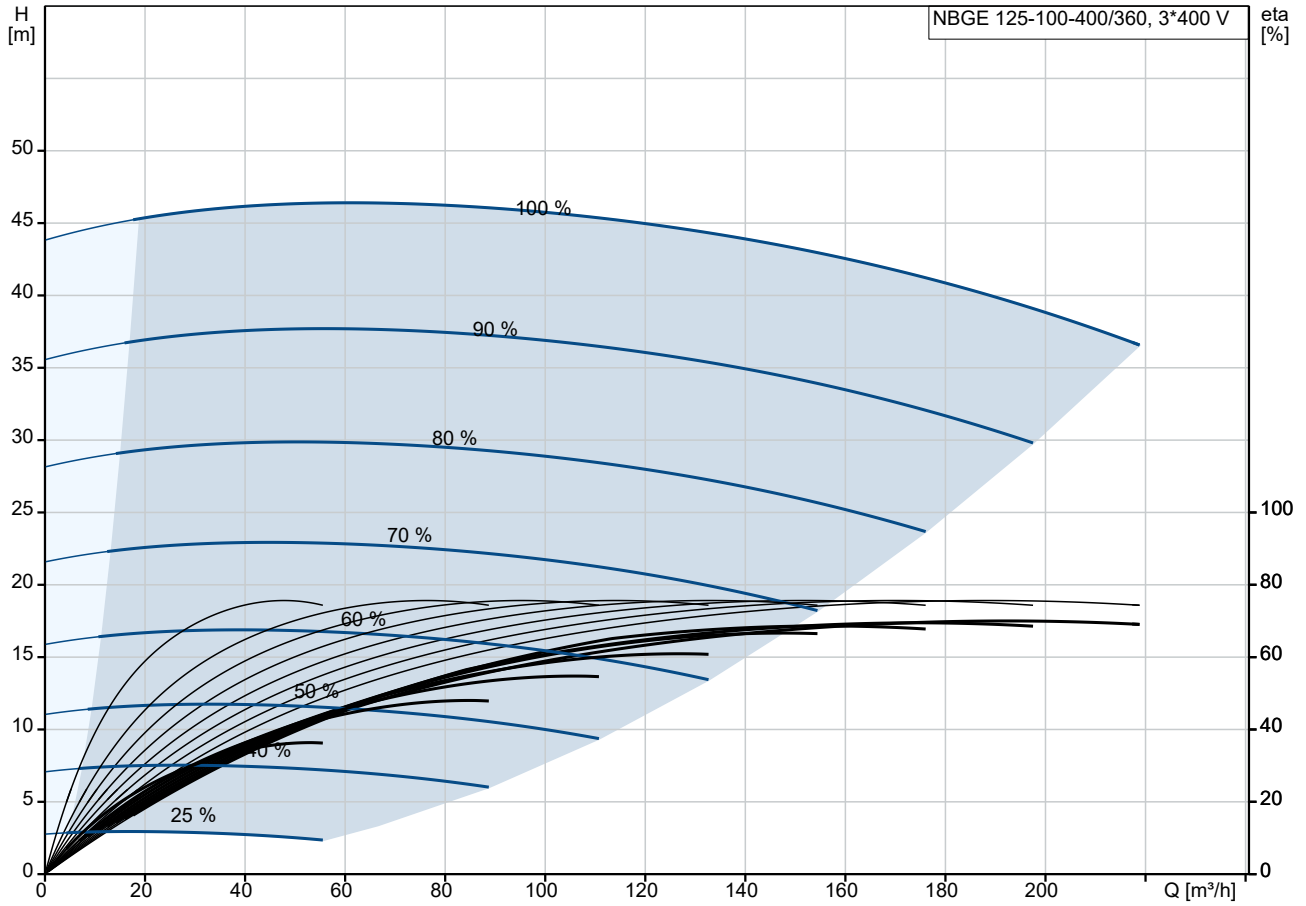
Pump housing: Stainless steel
 EN 1.4517
 ASTM CD4MCuN
 Wear ring: Stainless steel
 Flange: Cast iron
 EN-GJS-500-7
 ASTM 70-50-05
 Impeller: Stainless steel
 EN 1.4517
 ASTM CD4MCuN
 Internal pump house coating: No coating
 Shaft: Stainless steel
 EN 1.4462
 SAF 2205

Installation:

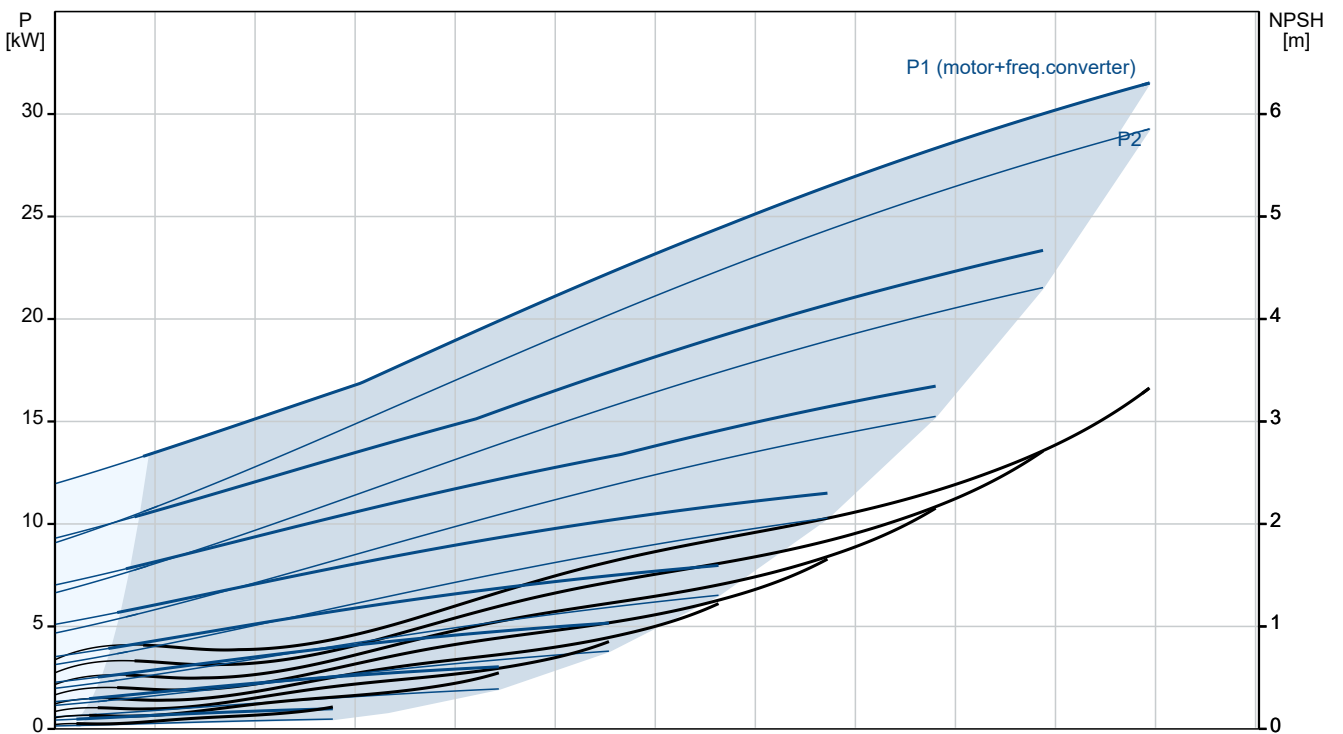
Range of ambient temperature: -10 .. 50 °C

Qty.	Description
1	<p>Maximum operating pressure: 16 bar Pipe connection standard: EN 1092-1 Size of inlet connection: DN 125 Size of outlet connection: DN 100 Pressure rating for connection: PN 16 Bearing lubrication: Grease Pump housing with feet: Yes Support block (Yes/No): N</p> <p>Electrical data: Rated power - P2: 30 kW Mains frequency: 50 Hz Rated voltage: 3 x 380-420D/660-725Y V Rated current: 56.0/32.5 A Starting current: 730 % Cos phi - power factor: 0.81 Rated speed: 1475 rpm IE efficiency: IE4 94,9% IE Efficiency class: IE4 Motor efficiency at full load: 94.9 % Motor efficiency at 3/4 load: 95.2 % Motor efficiency at 1/2 load: 94.9 % Number of poles: 4 Enclosure class (IEC 34-5): IP55 Insulation class (IEC 85): F Motor No: 92691562 Bearing insulation type N-end: COATED RING</p> <p>Others: Minimum efficiency index, MEI ≥: 0.70 Net weight: 568 kg Gross weight: 649 kg Shipping volume: 1.6 m³ Country of origin: HU Custom tariff no.: 84137051 Language on pump nameplate: GB</p>

On request NBGE 125-100-400/360 BIAF2LESBQQERW3 50 Hz



Pumped liquid = Water
Liquid temperature during operation = 20 °C
Density = 998.2 kg/m³





Company name:

Created by:

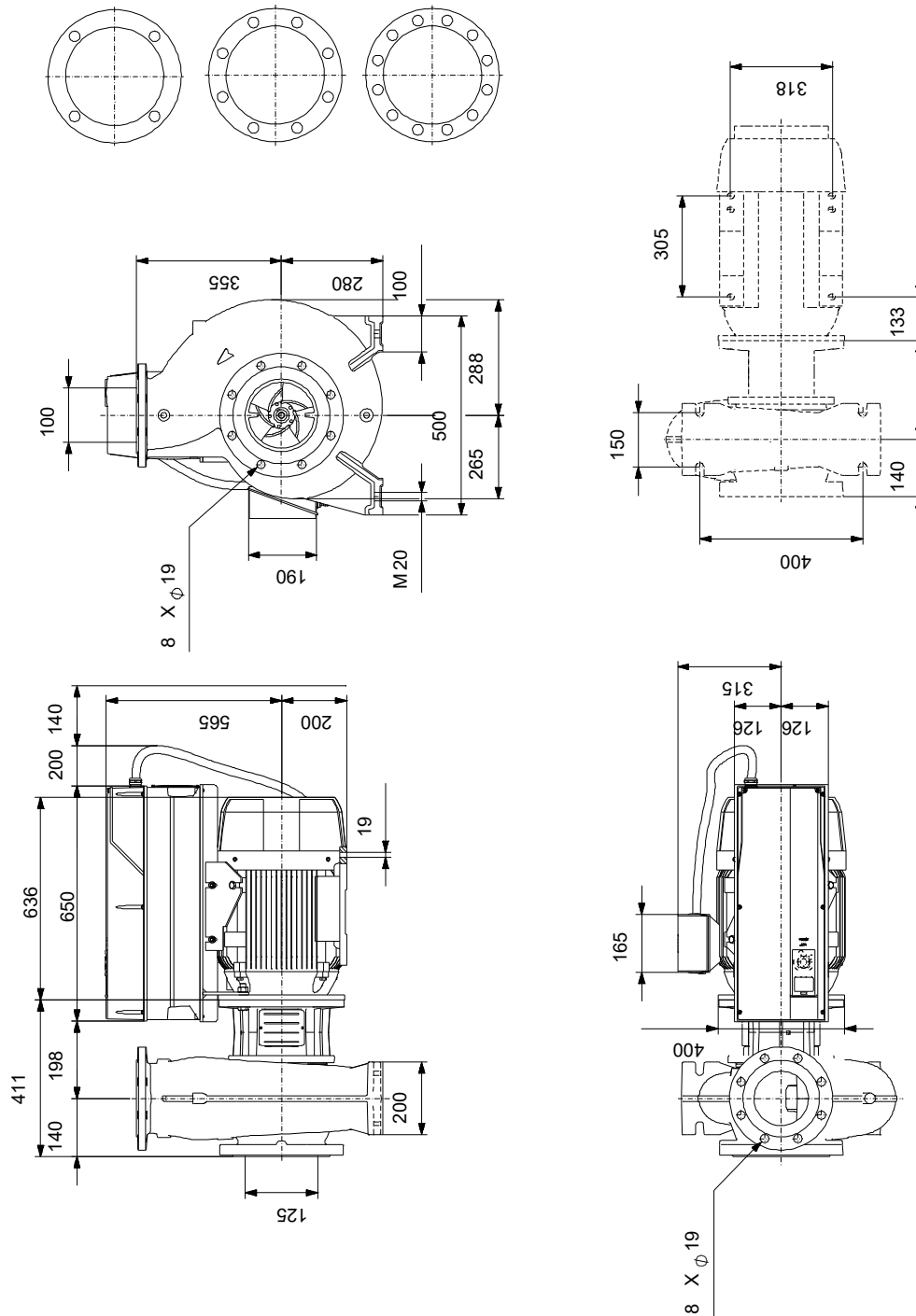
Phone:

Date:

24/10/2024

Description	Value
Cos phi - power factor:	0.81
Rated speed:	1475 rpm
IE efficiency:	IE4 94,9%
IE Efficiency class:	IE4
Motor efficiency at full load:	94.9 %
Motor efficiency at 3/4 load:	95.2 %
Motor efficiency at 1/2 load:	94.9 %
Number of poles:	4
Enclosure class (IEC 34-5):	IP55
Insulation class (IEC 85):	F
Built-in motor protection:	PTC
Motor No:	92691562
Mount. design. acc. IEC 34-7:	IM B35
Bearing insulation type N-end:	COATED RING
Controls:	
VFD product number:	99616823
Frequency converter:	Built-in
Type of frequency converter:	CUE 3X380-500V IP55 RUG 30KW
Appr. for VFD:	CE, CULUS, C-TICK
Pressure sensor:	N
Others:	
Minimum efficiency index, MEI ≥:	0.70
Net weight:	568 kg
Gross weight:	649 kg
Shipping volume:	1.6 m ³
Country of origin:	HU
Custom tariff no.:	84137051
Language on pump nameplate:	GB

On request NBGE 125-100-400/360 BIAF2LESBQQERW3 50 Hz



Note! All units are in [mm] unless others are stated.
Disclaimer: This simplified dimensional drawing does not show all details.

On request NBGE 125-100-400/360 BIAF2LESBQQERW3 50 Hz



IEC TP211 THERMALLY PROTECTED WHEN THE THERMISTORS ARE
CONNECTED TO AMPLIFIER RELAY FOR CONTROL OF MAIN SUPPLY
THERMISTORS PTC ACCORDING TO DIN 44082

Note! All units are in [mm] unless others are stated.

