


Project:

Reference Number:

Client:

Client Number:

Contact:

Qty.	Description
1	<p data-bbox="204 454 336 486">MDG.31.3.2</p>  <p data-bbox="595 797 1062 824" style="text-align: center;">Note! Product picture may differ from actual product</p> <p data-bbox="204 831 480 857">Product No.: On request</p> <p data-bbox="204 891 1417 965">Supplied as complete unit ready for installation, MULTILIFT consist of a fully integrated collecting tank with two grinder pumps and submersible motors mounted on the collecting tank and a pre-wired controller including a level sensor (non-return valves and discharge pipes are available as accessories).</p> <p data-bbox="204 1005 1433 1059">The fully integrated collecting tank has all necessary ports for the connection of inlet pipe, discharge pipe, vent pipe and a manually operated diaphragm pump (accessory).</p> <p data-bbox="204 1095 667 1122">The collecting tank contains 7 inlet sockets.</p> <p data-bbox="204 1126 1442 1180">The back inlet DN100 is placed on a patented inlet disk to connect all inlet pipe levels (centre) between 180 and 315 mm stepless.</p> <p data-bbox="204 1184 1321 1211">There are DN100 and DN50 inlet sockets on each side and DN150, DN50 sockets on the top of the tank.</p> <p data-bbox="204 1216 1286 1243">MULTILIFT corrosion-free polyethylen collecting tanks are gas- and odour-proof as well as watertight.</p> <p data-bbox="204 1247 1185 1274">The chamfered bottom design ensures a reduction of residual water and less sedimentation.</p> <p data-bbox="204 1310 895 1337">The grinder pump features a Vortex impeller, submersible motor.</p> <p data-bbox="204 1341 1257 1368">The oil chamber is with physiological harmless oil filling between a mechanical cartridge shaft seal.</p> <p data-bbox="204 1373 730 1400">Pump discharges with inner threads of 1 1/4 inch.</p> <p data-bbox="204 1435 1437 1489">The LC 231 or LC 241 level controllers offer a comprehensive range of features for control and monitoring of pumps in MULTILIFTs.</p> <p data-bbox="204 1494 1422 1547">The controllers are designed for level control, monitoring and protection of Grundfos lifting stations with one or two pumps.</p> <p data-bbox="204 1552 1334 1579">An analogue level sensor is integrated into the controller and connected to the sensor tube by an air hose.</p> <p data-bbox="204 1615 1449 1668">The controller is pre-set from factory to the lowest possible starting level. Adjustment to a higher starting level can be done with the Grundfos GO app.</p> <p data-bbox="204 1673 1377 1700">With the Grundfos GO app, all detailed pump settings can be easily configured, monitored and commissioned.</p> <p data-bbox="204 1704 1257 1731">The display also offers the possibility to change the operating mode from auto to manual start/stop.</p> <p data-bbox="204 1736 911 1762">The controller is equipped with configurable input/output terminals.</p> <p data-bbox="204 1798 1458 1852">The controller integrates seamlessly into the Grundfos range of communication modules, ensuring an easy fit into any supervisory system such as SCADA or Grundfos CLOUD.</p> <p data-bbox="204 1856 1453 1910">With the built-in motor protection, and the current measurement, the LC controller provide a service indicator function that helps keep track of when service is needed.</p> <p data-bbox="204 1915 1054 1942">The controller maintains a detailed alarm and warning log with the last 20 alerts.</p> <p data-bbox="204 1946 1453 2000">The alarm log can be accessed remotely via SCADA or Grundfos CLOUD. You can also use Grundfos GO to inspect the logs in localized, translated text for easy troubleshooting and remedial measures at the pumping station.</p> <p data-bbox="204 2045 1174 2072">Configurable input/output terminals that can be used as digital input/output, analogue input.</p>

Project:
Reference Number:

Client:
Client Number:
Contact:

Qty.	Description
1	<p>Prevent the mains load when several pumping stations are started up at the same time with power-on delay.</p> <ul style="list-style-type: none"> - Selection of automatic alarm resetting - Setting of stop delays matching the actual operating conditions - Shows the actual liquid level - Alarm indication via a build in buzzer - Alarm indication of: <ul style="list-style-type: none"> - Power/current overload - High water level - Optional high water level alarm (needs additional level switch) - Incorrect phase sequences or missing phase - Sensor inconsistency or failure - Intrusion detection - Water on floor - Too many restarts - Pump overheating and moisture detection <p>The MULTILIFT range is designed according to the EN12050-1 standard, approved and monitored by external institute LGA. Further approvals are VDE, GHOST, CB, EMV</p> <p>Technical:</p> <p>Pump speed on which pump data are based: 2900 rpm</p> <p>Rated flow: 0.889 l/s</p> <p>Maximum flow: 5.11 l/s</p> <p>Rated head: 34.9 m</p> <p>Type of impeller: GRINDER SYSTEM</p> <p>Max. Particle: 50 mm</p> <p>Approvals: CE,EAC,MORO,UKCA,SEPRO</p> <p>Materials:</p> <p>Pump housing: EN 1561 EN-GJL-200 ASTM A48-30B</p> <p>Tank: PLASTIC LDPE</p> <p>Gasket: SIC/SIC</p> <p>Installation:</p> <p>Range of ambient temperature: 0 .. 40 °C</p> <p>Type of outlet connection: Oval</p> <p>Size of outlet connection: DN 32</p> <p>Pressure rating for connection: PN 6</p> <p>Liquid:</p> <p>Liquid temperature range: 0 .. 40 °C</p> <p>Density: 998.2 kg/m³</p> <p>Electrical data:</p> <p>Power input P1: 3.9 kW</p> <p>Rated power - P2: 3.1 kW</p> <p>Mains frequency: 50 Hz</p> <p>Rated voltage: 3 x 400 V</p> <p>Voltage tolerance: +10/-10 %</p> <p>Max starts per hour: 60</p>



Company name:

Created by:

Phone:

Date: 29/11/2023

Project:

Reference Number:

Client:

Client Number:

Contact:

Qty.	Description
1	Rated current: 2 X 6,3 A Cos phi - power factor: 0.86 Motor efficiency at full load: 84 % Number of poles: 2 Start. method: direct-on-line Enclosure class (IEC 34-5): IP68 Insulation class (IEC 85): F Built-in motor protection: THERMAL SWITCH Length of cable: 1.5 m Power plug: CEE 3P+N+E Controls: Type of control box: LC231 Tank: Total volume of tank(s): 93 l Total effective volume of collecting tank at 180 mm inlet: 23 l Total effective volume of collecting tank at 250 mm inlet: 37 l Total effective volume of collecting tank at 315 mm inlet: 50 l



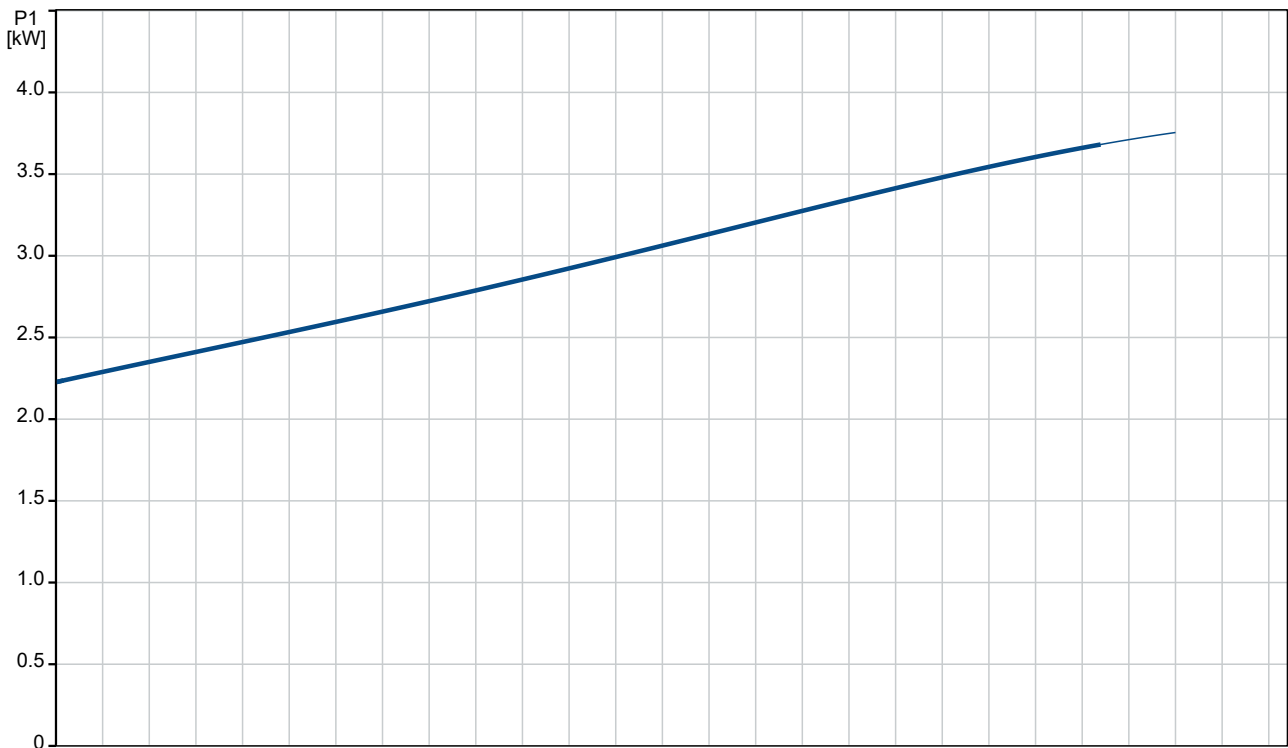
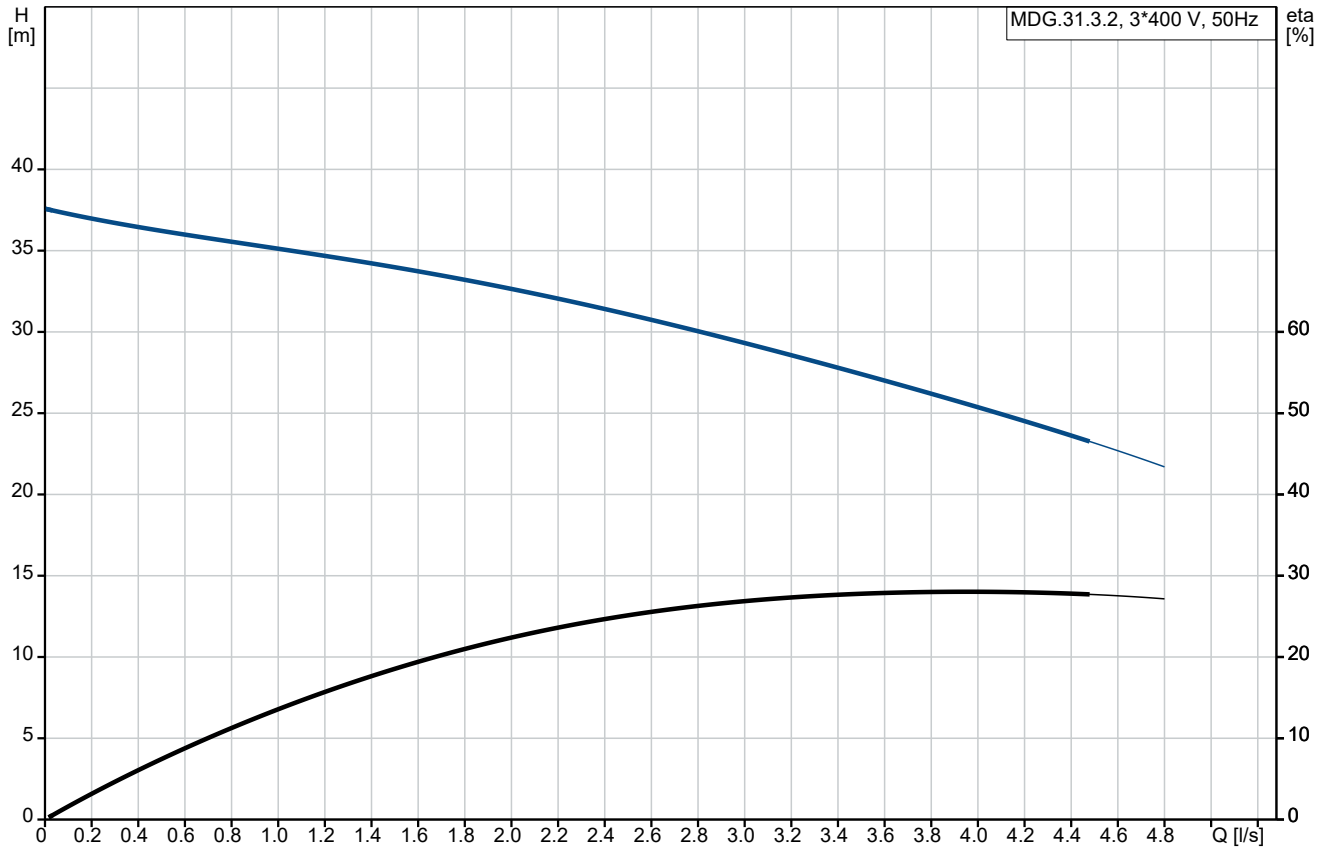
Company name:
Created by:
Phone:

Date: 29/11/2023

Project:
Reference Number:

Client:
Client Number:
Contact:

On request MDG.31.3.2 50 Hz



Project:

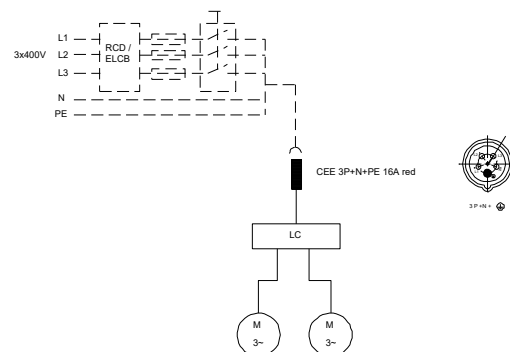
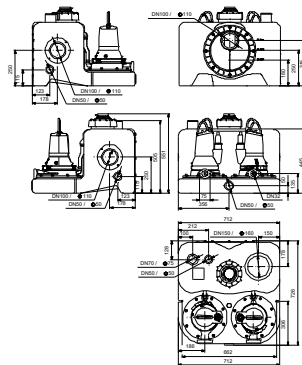
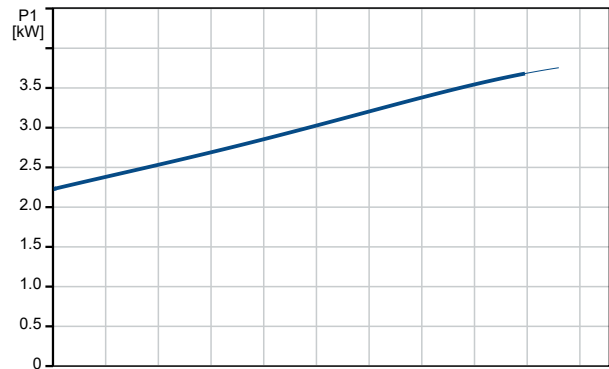
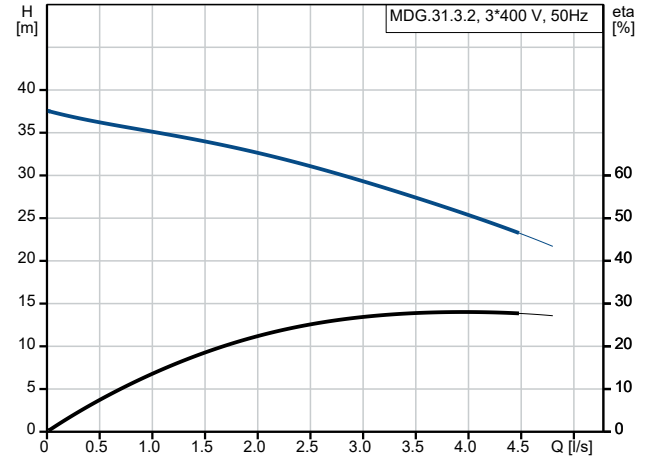
Reference Number:

Client:

Client Number:

Contact:

Description	Value
General information:	
Product name:	MDG.31.3.2
Product No:	On request
EAN number:	On request
Technical:	
Pump speed on which pump data are based:	2900 rpm
Rated flow:	0.889 l/s
Maximum flow:	5.11 l/s
Rated head:	34.9 m
Maximum head:	37 m
Type of impeller:	GRINDER SYSTEM
Max. Particle:	50 mm
Approvals:	CE,EAC,MORO,UKCA,SE PRO
Materials:	
Pump housing:	EN 1561 EN-GJL-200
Pump housing:	ASTM A48-30B
Tank:	PLASTIC
Tank:	LDPE
Gasket:	SIC/SIC
Installation:	
Range of ambient temperature:	0 .. 40 °C
Type of outlet connection:	Oval
Size of outlet connection:	DN 32
Pressure rating for connection:	PN 6
Liquid:	
Liquid temperature range:	0 .. 40 °C
Density:	998.2 kg/m ³
Electrical data:	
Power input P1:	3.9 kW
Rated power - P2:	3.1 kW
Mains frequency:	50 Hz
Rated voltage:	3 x 400 V
Voltage tolerance:	+10/-10 %
Max starts per hour:	60
Rated current:	2 X 6,3 A
Cos phi - power factor:	0.86
Motor efficiency at full load:	84 %
Number of poles:	2
Start. method:	direct-on-line
Enclosure class (IEC 34-5):	IP68
Insulation class (IEC 85):	F
Built-in motor protection:	THERMAL SWITCH
Length of cable:	1.5 m
Motor cable:	10 m
Cable type:	H07RN-F
Power plug:	CEE 3P+N+PE
Mains cable:	H05 VV-F
Controls:	
Type of control box:	LC231
Operation mode:	S3-30%,1MIN
Tank:	
Total volume of tank(s):	93 l





Company name:

Created by:

Phone:

Date: 29/11/2023

Project:

Reference Number:

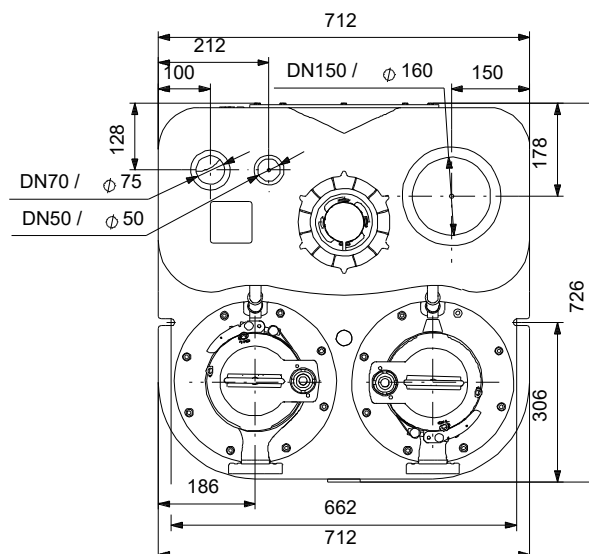
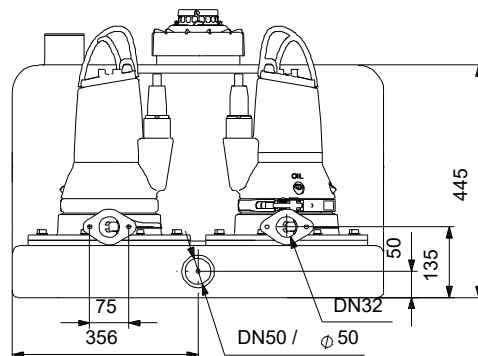
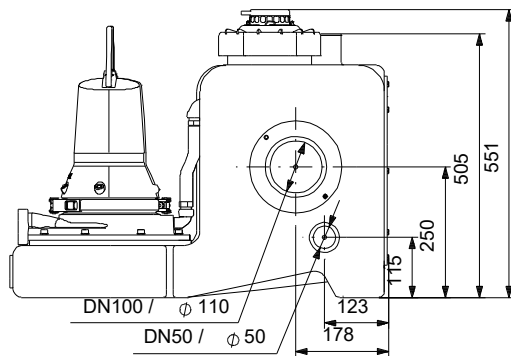
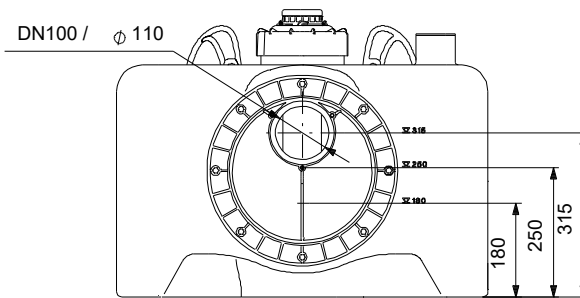
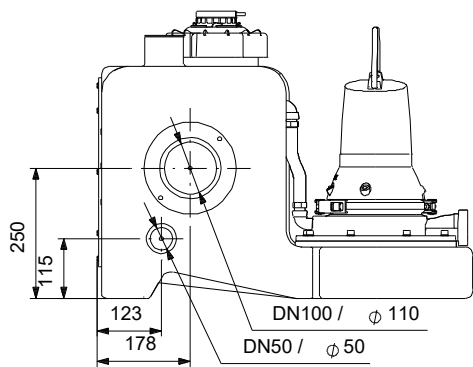
Client:

Client Number:

Contact:

Description	Value
Total effective volume of collecting tank at 180 mm inlet:	23 l
Total effective volume of collecting tank at 250 mm inlet:	37 l
Total effective volume of collecting tank at 315 mm inlet:	50 l
Others:	
Net weight:	166 kg
Gross weight:	190 kg
Danish VVS No.:	154035231
Swedish RSK No.:	5886089
Finnish LVI No.:	4965377
Norwegian NRF no.:	9045314
Country of origin:	DE
Custom tariff no.:	84137021
Environmental approvals:	WEEE

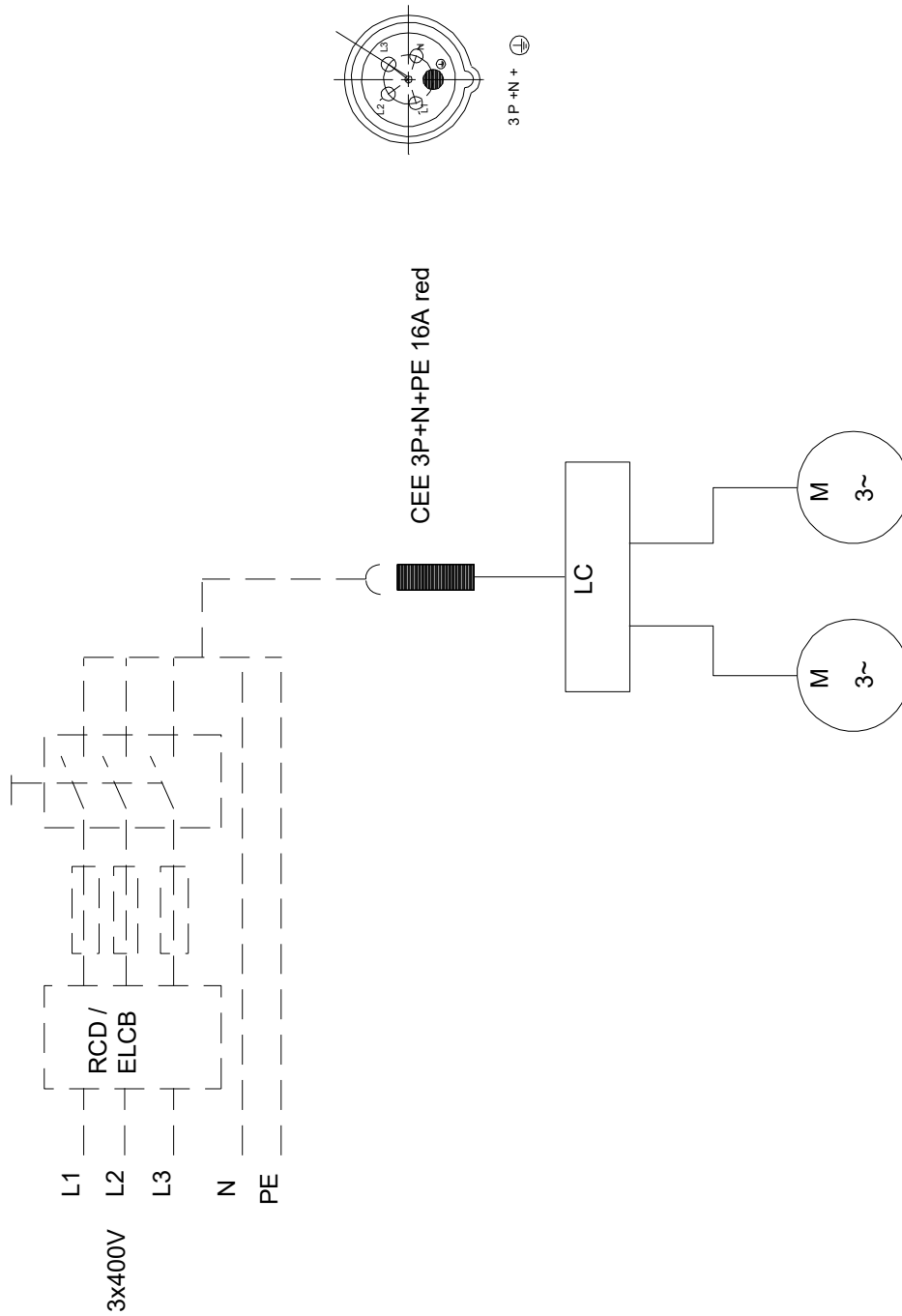
On request MDG.31.3.2 50 Hz



Note! All units are in [mm] unless others are stated.

Disclaimer: This simplified dimensional drawing does not show all details.

On request MDG.31.3.2 50 Hz



Note! All units are in [mm] unless others are stated.

