

Qty.	Description
------	-------------

1	TP 25-50/2 A-O-I-BQQE-AW1
---	---------------------------



Note! Product picture may differ from actual product

Product No.: On request

Single-stage, close-coupled, volute pump with in-line suction and discharge ports of identical diameter. The pump is of the top-pull-out design, i.e. the power head (motor, pump head and impeller) can be removed for maintenance or service while the pump housing remains in the pipework.

The pump is fitted with an unbalanced rubber bellows seal. The shaft seal is according to EN 12756. The pump is fitted with a fan-cooled asynchronous motor.

The stainless-steel pump housing makes the pump suitable for circulation of hot water.

Cast-iron parts have an epoxy-based coating made in a cathodic electro-deposition (CED) process. CED is a high-quality dip-painting process where an electrical field around the products ensures deposition of paint particles as a thin, well-controlled layer on the surface.

Pump

The pump housing is provided with a replaceable stainless steel/PTFE neck ring to reduce the amount of liquid running from the discharge side of the impeller to the suction side.

The impeller is secured with a split cone pressed onto the shaft.

The pump is fitted with an unbalanced rubber bellows seal with torque transmission across the spring and around the bellows. Due to the bellows, the seal does not wear the shaft, and the axial movement is not prevented by deposits on the shaft.

Seal faces:

- Rotating seal ring material: silicon carbide (SiC)
- Stationary seat material: silicon carbide (SiC)

This material pairing is used where higher corrosion resistance is required. The high hardness of this material pairing offers good resistance against abrasive particles.

Secondary seal material: EPDM (ethylene-propylene rubber)

EPDM has excellent resistance to hot water. EPDM is not suitable for mineral oils.

A circulation of liquid through the duct of the air vent screw ensures lubrication and cooling of the shaft seal.

The motor stool forms connection between the pump housing and the motor, and is equipped with a manual air vent screw for venting of the pump housing and the shaft seal chamber. The sealing between motor stool and pump housing is an O-ring or a flat gasket.

The central part of the motor stool is provided with guards for protection against the shaft and coupling. Motor and pump shaft are connected via a shell coupling.

Motor

The motor is a totally enclosed, fan-cooled motor with principal dimensions to IEC and DIN standards. Electrical tolerances comply with IEC 60034.

The motor is flange-mounted with tapped-hole flange (FT).

Motor-mounting designation in accordance with IEC 60034-7: IM B 14, IM V 18 (Code I) / IM 3601, IM 3611 (Code II).

The motor efficiency is classified as IE3 in accordance with IEC 60034-30-1.

The motor does not incorporate motor protection and must be connected to a motor-protective circuit breaker which can be manually reset. The motor-protective circuit breaker must be set according to the rated current of the motor (I₁/1).

Further product details

Qty.	Description
1	<p data-bbox="204 342 1453 416">Cast-iron parts have an epoxy-based coating made in a cathodic electro-deposition (CED) process. CED is a high-quality dip-painting process where an electrical field around the products ensures deposition of paint particles as a thin, well-controlled layer on the surface.</p> <p data-bbox="204 488 400 517">Technical data</p> <p data-bbox="204 555 624 607">Controls: Frequency converter: None</p> <p data-bbox="204 645 703 696">Liquid: Liquid temperature range: -25 .. 120 °C</p> <p data-bbox="204 734 815 943">Technical: Pump speed on which pump data are based: 2800 rpm Rated flow: 3.72 m³/h Rated head: 2.7 m Actual impeller diameter: 68 mm Code for shaft seal: BQQE Curve tolerance: ISO9906:2012 3B2</p> <p data-bbox="204 981 719 1155">Materials: Pump housing: Stainless steel EN 1.4308 ASTM CF8 Impeller: Composite PES+30% GF</p> <p data-bbox="204 1193 727 1458">Installation: Range of ambient temperature: -30 .. 40 °C Maximum operating pressure: 10 bar Max pressure at stated temp: 10 bar / 120 °C Type of connection: G Size of connection: DN 25 Pressure rating for connection: PN 10 Port-to-port length: 180 mm Flange size for motor: FT75</p> <p data-bbox="204 1496 847 2033">Electrical data: Motor type: SIEMENS Rated power - P2: 0.12 kW Mains frequency: 50 Hz Rated voltage: 3 x 220-240D/380-415Y V Rated current: 0,64-0,66/0,37-0,38 A Starting current: 450-450 % Cos phi - power factor: 0.78 Rated speed: 2830 rpm IE efficiency: IE3 60,8% IE Efficiency class: IE3 Motor efficiency at full load: 60.8-60.8 % Motor efficiency at 3/4 load: 59.4-59.4 % Motor efficiency at 1/2 load: 53.7-53.7 % Number of poles: 2 Enclosure class (IEC 34-5): IP55 Insulation class (IEC 85): F Motor No: 81602312</p> <p data-bbox="204 2072 284 2096">Others:</p>



Company name:

Created by:

Phone:

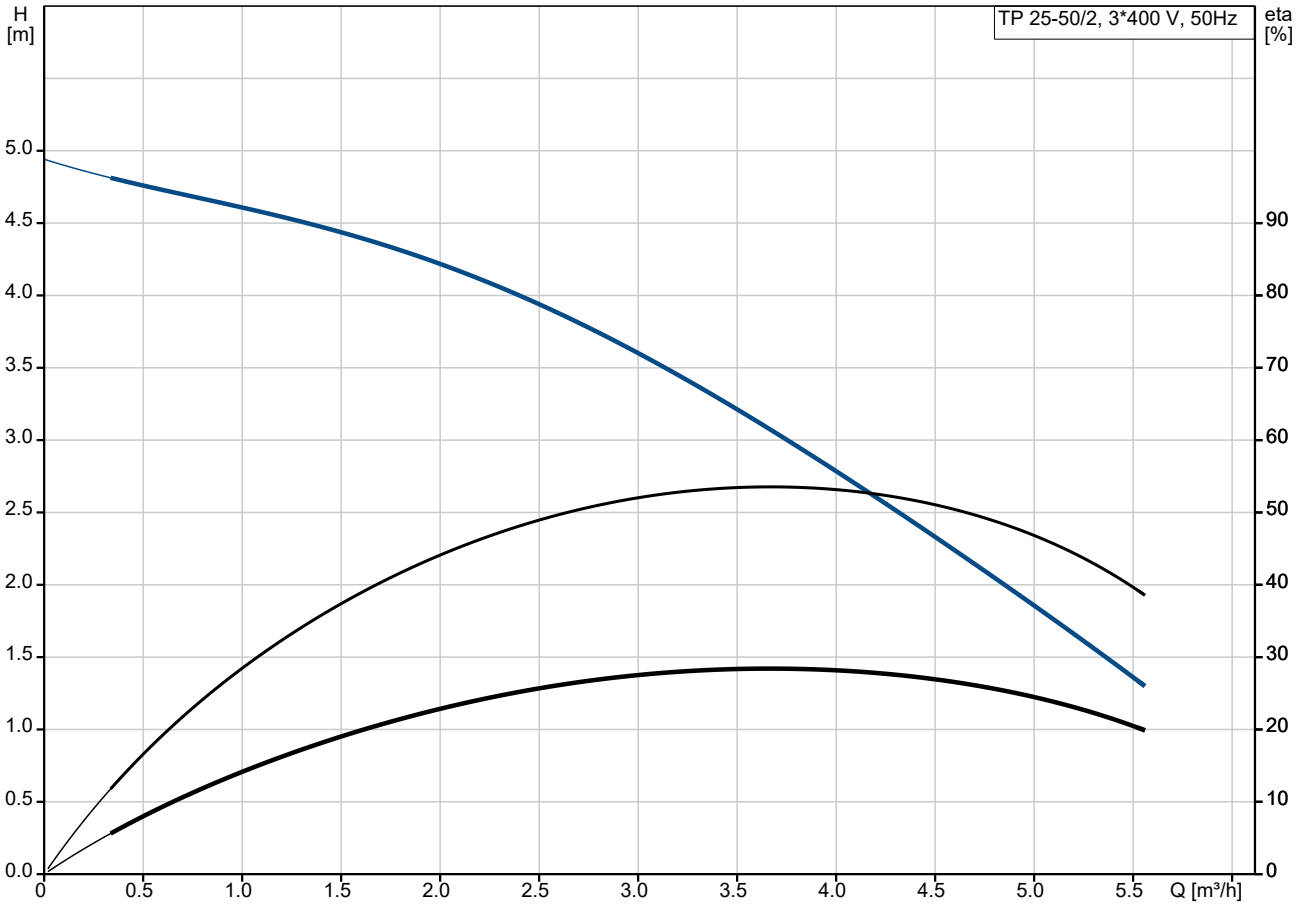
Date:

29/11/2023

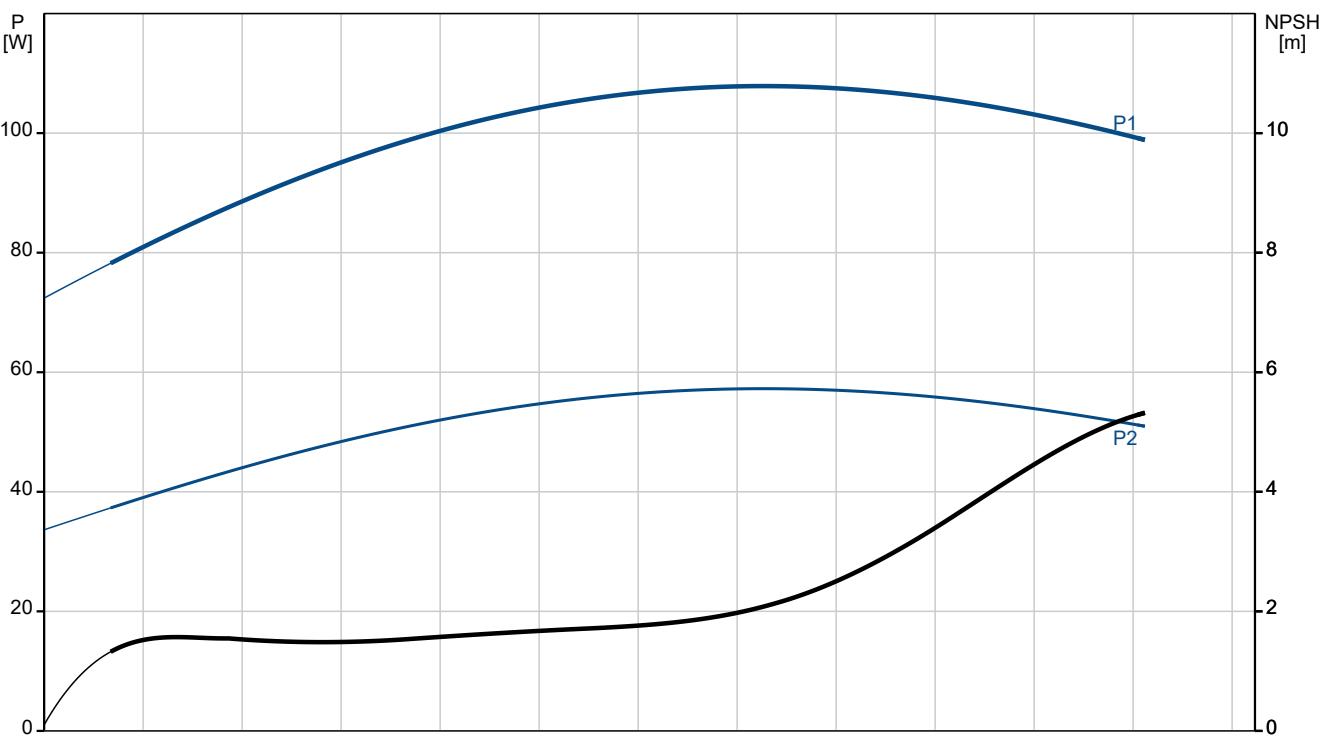
Qty.	Description
------	-------------

1	Net weight: 8 kg
	Gross weight: 9 kg
	Shipping volume: 0.026 m ³
	Danish VVS No.: 381870050
	Country of origin: HU
	Custom tariff no.: 84137051

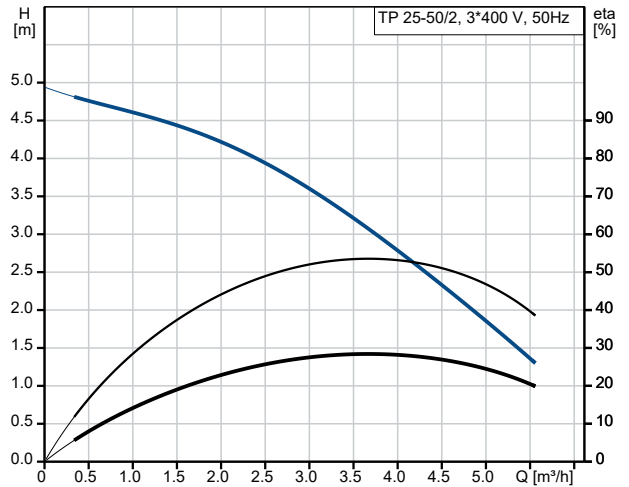
On request TP 25-50/2 A-O-I-BQQE-AW1 50 Hz



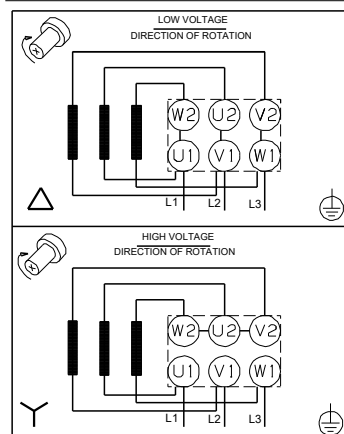
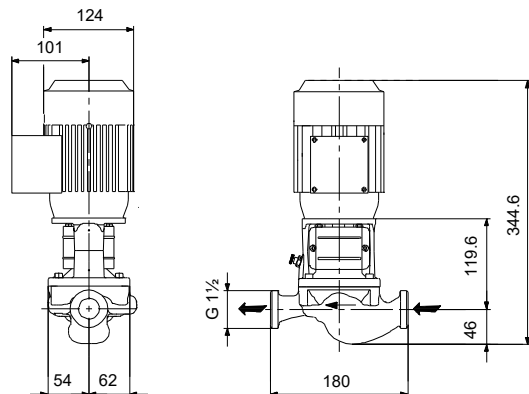
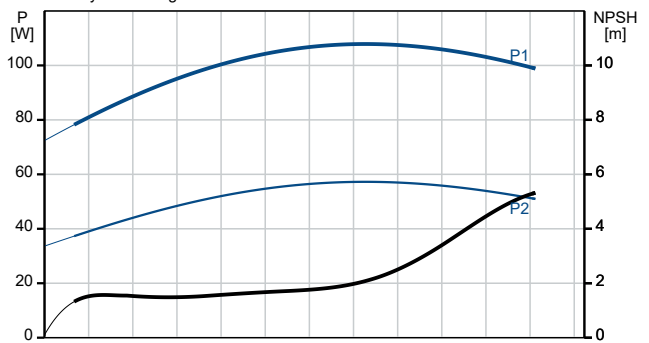
Pumped liquid = Water
Liquid temperature during operation = 20 °C
Density = 998.2 kg/m³



Description	Value
General information:	
Product name:	TP 25-50/2 A-O-I-BQQE-AW1
Product No:	On request
EAN number:	On request
Technical:	
Pump speed on which pump data are based:	2800 rpm
Rated flow:	3.72 m ³ /h
Rated head:	2.7 m
Maximum head:	50 dm
Actual impeller diameter:	68 mm
Code for shaft seal:	BQQE
Curve tolerance:	ISO9906:2012 3B2
Pump version:	A
Materials:	
Pump housing:	Stainless steel
Pump housing:	EN 1.4308
Pump housing:	ASTM CF8
Impeller:	Composite
Impeller:	PES+30% GF
Material code:	I
Installation:	
Range of ambient temperature:	-30 .. 40 °C
Maximum operating pressure:	10 bar
Max pressure at stated temp:	10 bar / 120 °C
Type of connection:	G
Size of connection:	DN 25
Pressure rating for connection:	PN 10
Port-to-port length:	180 mm
Flange size for motor:	FT75
Connect code:	O
Liquid:	
Liquid temperature range:	-25 .. 120 °C
Electrical data:	
Motor type:	SIEMENS
Rated power - P2:	0.12 kW
Mains frequency:	50 Hz
Rated voltage:	3 x 220-240D/380-415Y V
Rated current:	0,64-0,66/0,37-0,38 A
Starting current:	450-450 %
Cos phi - power factor:	0.78
Rated speed:	2830 rpm
IE efficiency:	IE3 60,8%
IE Efficiency class:	IE3
Motor efficiency at full load:	60.8-60.8 %
Motor efficiency at 3/4 load:	59.4-59.4 %
Motor efficiency at 1/2 load:	53.7-53.7 %
Number of poles:	2
Enclosure class (IEC 34-5):	IP55
Insulation class (IEC 85):	F
Built-in motor protection:	NONE
Motor No:	81602312
Controls:	
Frequency converter:	None
Others:	
Net weight:	8 kg
Gross weight:	9 kg



Pumped liquid = Water
Liquid temperature during operation = 20 °C
Density = 998.2 kg/m³





Company name:

Created by:

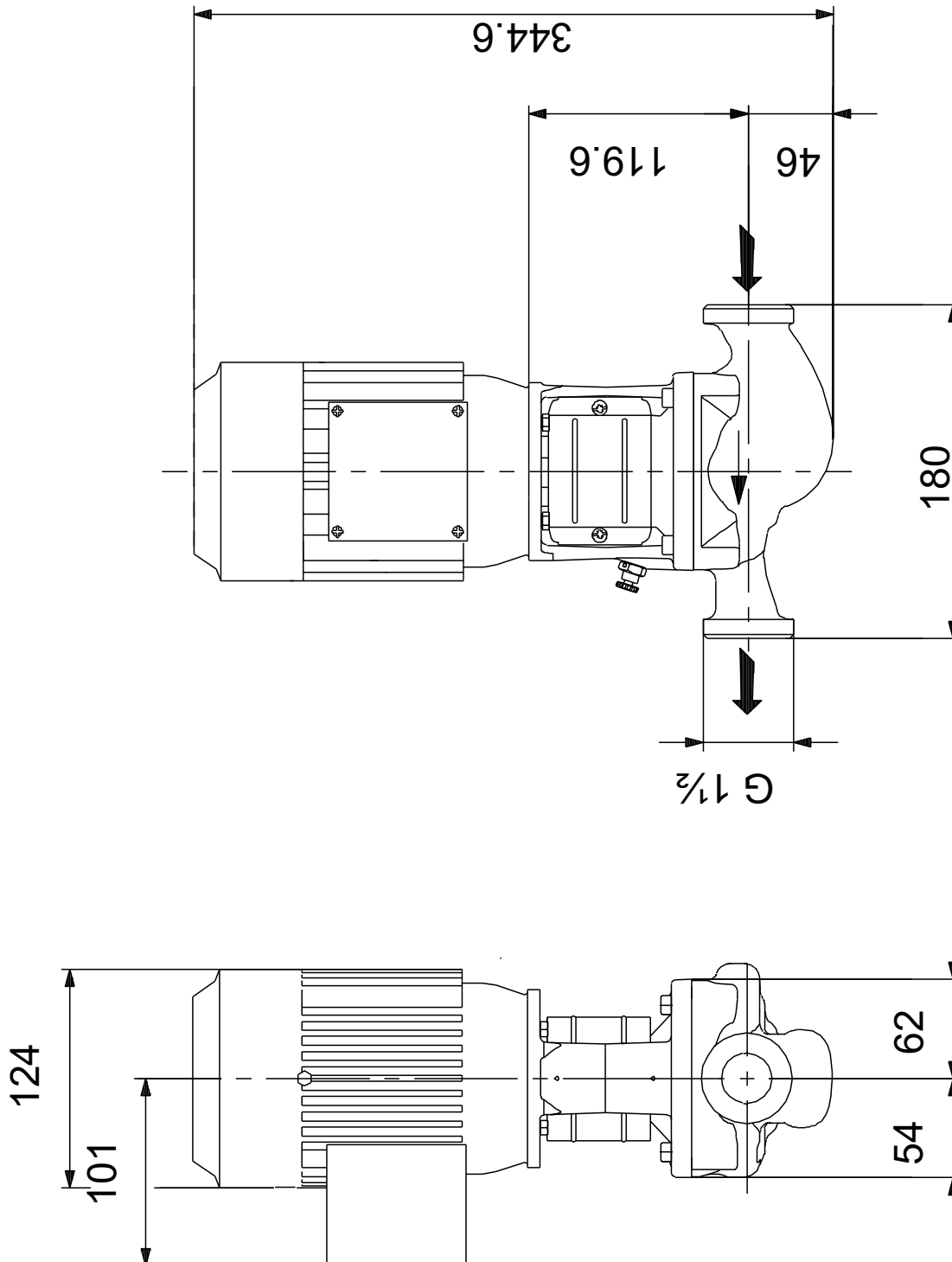
Phone:

Date:

29/11/2023

Description	Value
Shipping volume:	0.026 m ³
Danish VVS No.:	381870050
Country of origin:	HU
Custom tariff no.:	84137051

On request TP 25-50/2 A-O-I-BQQE-AW1 50 Hz



Note! All units are in [mm] unless others are stated.
Disclaimer: This simplified dimensional drawing does not show all details.

