

Submittal Data

| | | |
|-----------------------|------------------|-------------|
| PROJECT: | UNIT TAG: | QUANTITY: |
| REPRESENTATIVE: _____ | TYPE OF SERVICE: | DATE: _____ |
| ENGINEER: | SUBMITTED BY: | DATE: |
| CONTRACTOR: | APPROVED BY: | DATE: |
| | ORDER NO.: | DATE: |

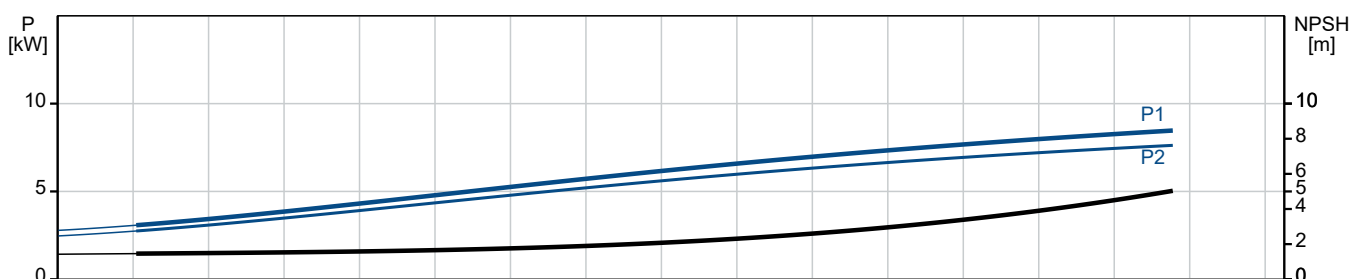
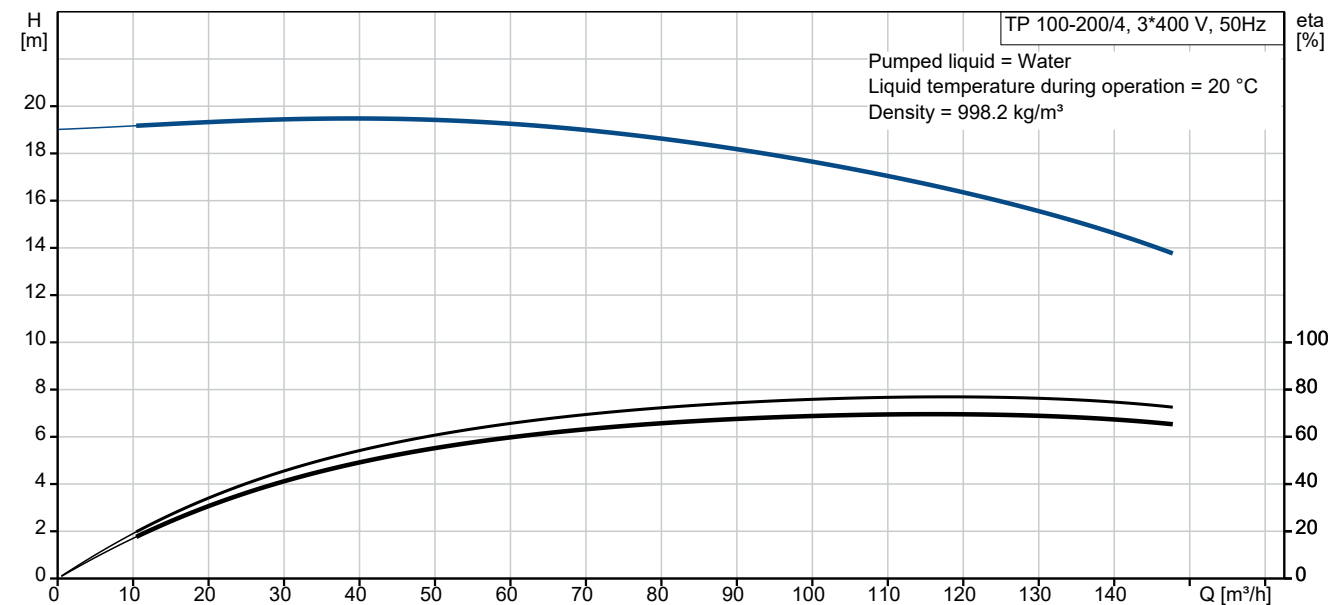


TP 100-200/4 A3-F-O-DQQE-MW3

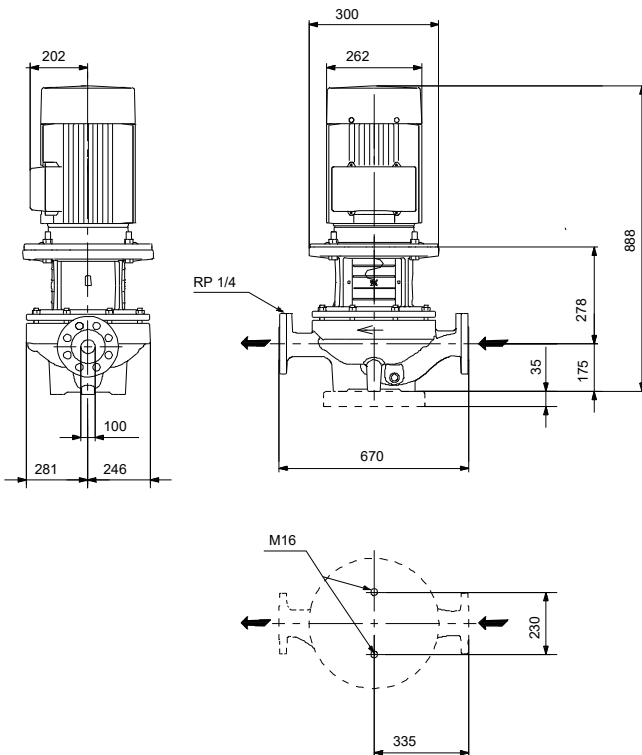
Grundfos TP pumps are single-stage, close-coupled in-line centrifugal pumps with mechanical shaft seal and primely for applications such as heating/cooling/district energy. The pumps are fitted with fixed speed motors.

Note! Product picture may differ from actual product

| Conditions of Service | Pump Data | Motor Data |
|-----------------------|---|--|
| | Max pressure at stated temp: 25 bar / 120 °C Liquid temperature range: -40 .. 120 °C Maximum ambient temperature: 55 °C Shaft seal: DQQE Product number: On request | Rated voltage: 380-420D/660-725Y V Mains frequency: 50 Hz Enclosure class: IP55 Insulation class: F Motor protection: PTC Motor type: SIEMENS Eta 1/1: 90.4-90.4 % |



Submittal Data



Materials:

Pump housing: Ductile iron
Pump housing: ASTM Grade 60-40-18
Impeller: Cast iron
Impeller: ASTM class 30
Impeller: EN-GJL-200
Material code: O

Qty. Description

1 TP 100-200/4 A3-F-O-DQQE-MW3



Note! Product picture may differ from actual product

Product No.: On request

Single-stage, close-coupled, volute pump with in-line suction and discharge ports of identical diameter. The pump is of the top-pull-out design, i.e. the power head (motor, pump head and impeller) can be removed for maintenance or service while the pump housing remains in the pipework.

The pump is fitted with a balanced O-ring seal. The shaft seal is according to EN 12756. Pipework connection is via PN 25 DIN flanges (EN 1092-2 and ISO 7005-2).

The pump is fitted with a fan-cooled asynchronous motor.

Cast-iron parts have an epoxy-based coating made in a cathodic electro-deposition (CED) process. CED is a high-quality dip-painting process where an electrical field around the products ensures deposition of paint particles as a thin, well-controlled layer on the surface.

Pump



- 1: Pump housing
- 2: Impeller
- 3: Stub shaft
- 4: Pump head/motor stool
- 5: Wear rings

The pump housing is provided with a replaceable brass neck ring to reduce the amount of liquid running from the outlet side of the impeller to the inlet side.

The impeller is secured to the shaft with a nut.

The pump is fitted with a balanced O-ring seal. Due to the balancing, this seal type is suitable for high-pressure applications. This seal type is excellent for high-viscosity, dirt- and fibre-containing liquids due to the spring location on the atmospheric side. The seal features a rigid torque-transmission design.

Seal faces:

- Rotating seal ring material: silicon carbide (SiC)
- Stationary seat material: silicon carbide (SiC)

This material pairing is used where higher corrosion resistance is required. The high hardness of this material pairing offers good resistance against abrasive particles.

Secondary seal material: EPDM (ethylene-propylene rubber)

EPDM has excellent resistance to hot water. EPDM is not suitable for mineral oils.

A circulation of liquid through the duct of the air vent screw ensures lubrication and cooling of the shaft seal.

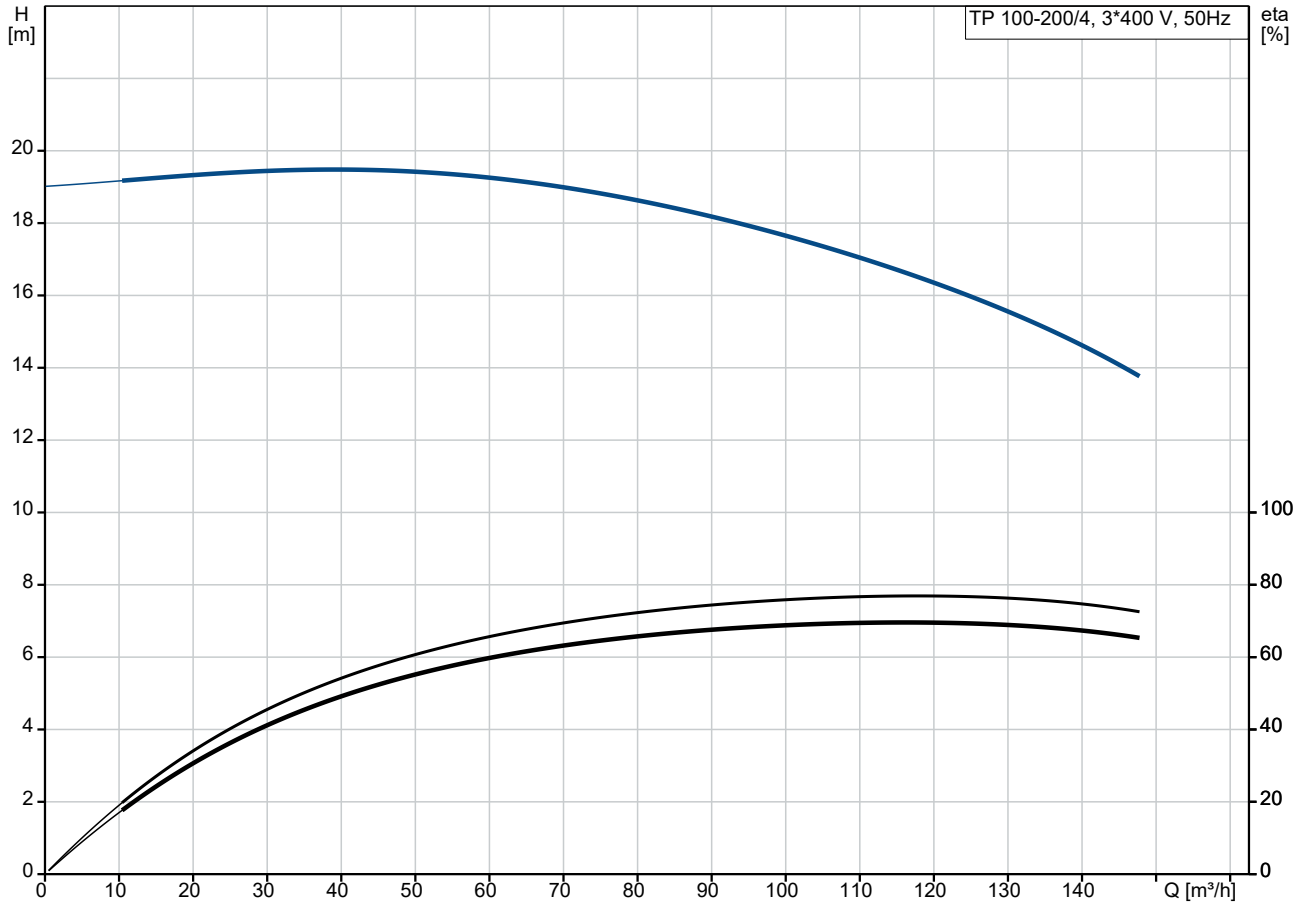
The flanges have tappings for mounting of pressure gauges.

| Qty. | Description |
|------|---|
| 1 | <p>The motor stool forms connection between the pump housing and the motor, and is equipped with a manual air vent screw for venting of the pump housing and the shaft seal chamber. The sealing between motor stool and pump housing is an O-ring.</p> <p>The central part of the motor stool is provided with guards for protection against the shaft and coupling. The pump shaft is fastened directly on the motor shaft with key and set screws.</p> <p>The pump is mounted with a base plate.</p> <p>Motor</p> <p>The motor is a totally enclosed, fan-cooled motor with principal dimensions to IEC and DIN standards. Electrical tolerances comply with IEC 60034.</p> <p>The motor is flange-mounted with free-hole flange (FF). Motor-mounting designation in accordance with IEC 60034-7: IM B 5, IM V 1 (Code I) / IM 3001, IM 3011 (Code II).</p> <p>The motor efficiency is classified as IE3 in accordance with IEC 60034-30-1.</p> <p>The motor has thermistors (PTC sensors) in the windings in accordance with DIN 44081/DIN 44082. The protection reacts to both slow- and quick-rising temperatures, e.g. constant overload and stalled conditions.</p> <p>Thermal switches must be connected to an external control circuit in a way which ensures that the automatic reset cannot cause accidents. The motors must be connected to a motor-protective circuit breaker according to local regulations.</p> <p>The motor can be connected to a variable speed drive for adjustment of pump performance to any duty point. Grundfos CUE offers a range of variable speed drives. Please find more information in Grundfos Product Center.</p> <p>Further product details</p> <p>Cast-iron parts have an epoxy-based coating made in a cathodic electro-deposition (CED) process. CED is a high-quality dip-painting process where an electrical field around the products ensures deposition of paint particles as a thin, well-controlled layer on the surface.</p> <p>Technical data</p> <p>Controls:</p> <p>Frequency converter: None</p> <p>Liquid:</p> <p>Liquid temperature range: -40 .. 120 °C</p> <p>Technical:</p> <p>Pump speed on which pump data are based: 1455 rpm</p> <p>Rated flow: 117 m³/h</p> <p>Rated head: 16.3 m</p> <p>Actual impeller diameter: 240 mm</p> <p>Code for shaft seal: DQQE</p> <p>Curve tolerance: ISO9906:2012 3B2</p> <p>Materials:</p> <p>Pump housing: Ductile iron EN-GJS-400-18-LT ASTM Grade 60-40-18</p> <p>Impeller: Cast iron EN-GJL-200 ASTM class 30</p> <p>Installation:</p> <p>Range of ambient temperature: -20 .. 55 °C</p> <p>Maximum operating pressure: 25 bar</p> <p>Max pressure at stated temp: 25 bar / 120 °C</p> <p>Type of connection: DIN</p> <p>Size of connection: DN 100</p> |

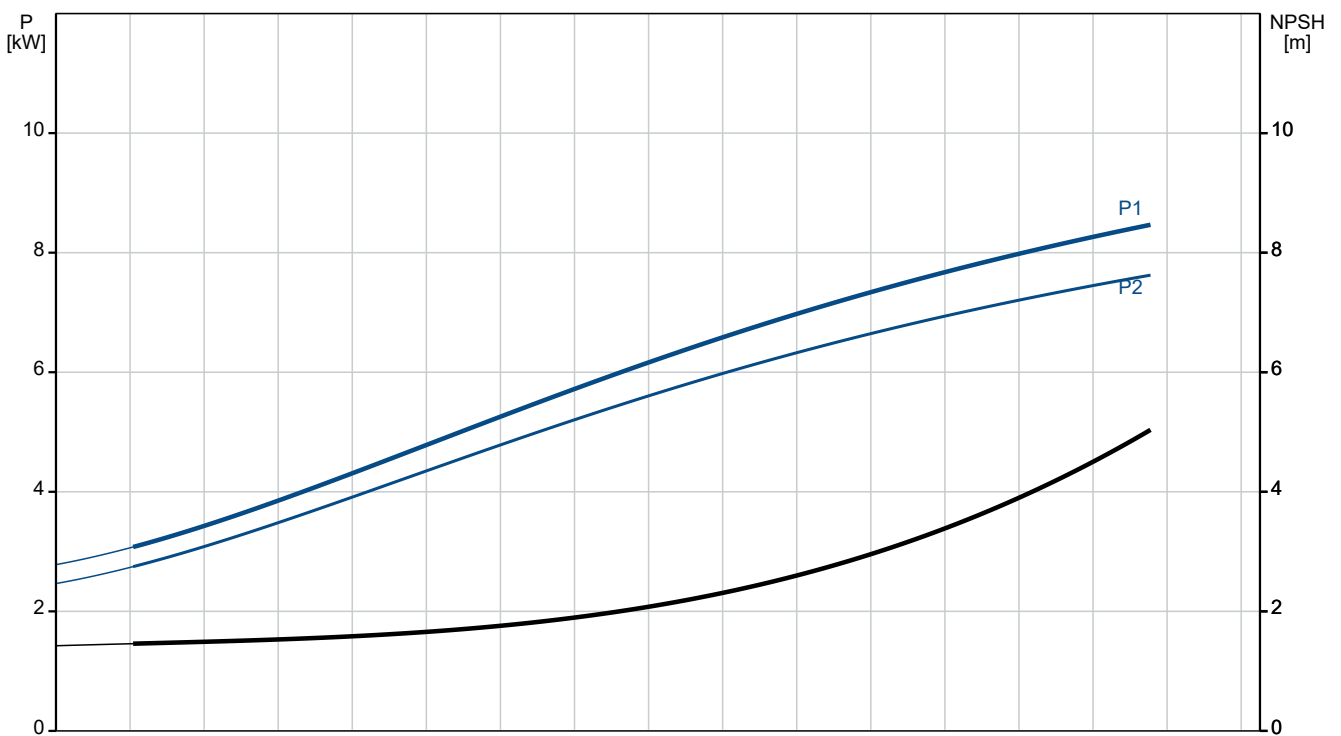
Qty. Description

| | |
|---|--|
| 1 | Pressure rating for connection: PN 25 |
| | Port-to-port length: 670 mm |
| | Flange size for motor: FF265 |
| | Electrical data: |
| | Motor type: SIEMENS |
| | Rated power - P2: 7.5 kW |
| | Mains frequency: 50 Hz |
| | Rated voltage: 3 x 380-420D/660-725Y V |
| | Rated current: 14.3/8.3 A |
| | Starting current: 820-820 % |
| | Cos phi - power factor: 0.84 |
| | Rated speed: 1465 rpm |
| | IE efficiency: IE3 90,4% |
| | IE Efficiency class: IE3 |
| | Motor efficiency at full load: 90.4-90.4 % |
| | Motor efficiency at 3/4 load: 91.1-91.1 % |
| | Motor efficiency at 1/2 load: 90.8-90.8 % |
| | Number of poles: 4 |
| | Enclosure class (IEC 34-5): IP55 |
| | Insulation class (IEC 85): F |
| | Motor No: 83V15222 |
| | Others: |
| | Minimum efficiency index, MEI ≥: 0.45 |
| | Net weight: 227 kg |
| | Gross weight: 264 kg |
| | Shipping volume: 0.743 m ³ |
| | Country of origin: HU |
| | Custom tariff no.: 84137051 |

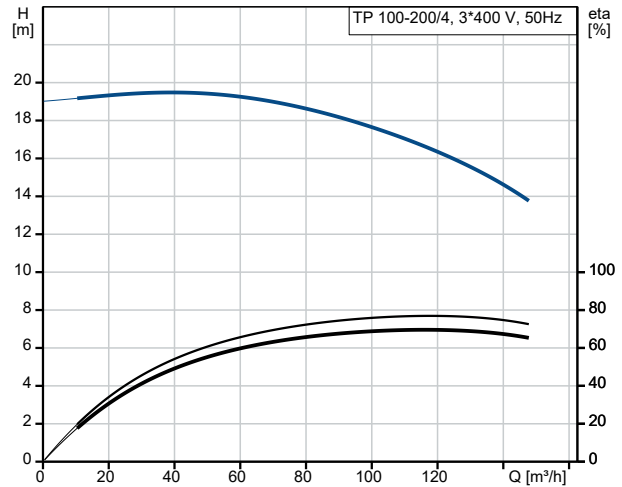
On request TP 100-200/4 A3-F-O-DQQE-MW3 50 Hz



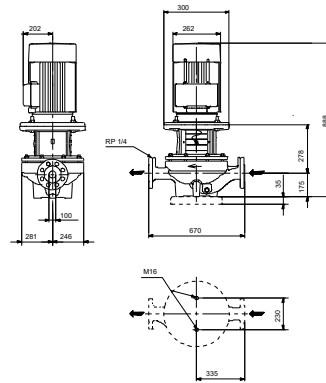
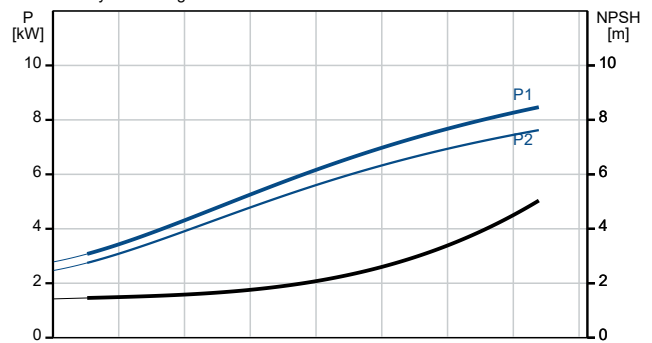
Pumped liquid = Water
 Liquid temperature during operation = 20 °C
 Density = 998.2 kg/m³



| Description | Value |
|--|---------------------------------|
| General information: | |
| Product name: | TP 100-200/4 A3-F-O-DQQE-MW3 |
| Product No: | On request |
| EAN number: | On request |
| Technical: | |
| Pump speed on which pump data are based: | 1455 rpm |
| Rated flow: | 117 m ³ /h |
| Rated head: | 16.3 m |
| Maximum head: | 200 dm |
| Actual impeller diameter: | 240 mm |
| Code for shaft seal: | DQQE |
| Curve tolerance: | ISO9906:2012 3B2 |
| Pump version: | A3 |
| Materials: | |
| Pump housing: | Ductile iron |
| Pump housing: | EN-GJS-400-18-LT |
| Pump housing: | ASTM Grade 60-40-18 |
| Impeller: | Cast iron |
| Impeller: | EN-GJL-200 |
| Impeller: | ASTM class 30 |
| Material code: | O |
| Installation: | |
| Range of ambient temperature: | -20 .. 55 °C |
| Maximum operating pressure: | 25 bar |
| Max pressure at stated temp: | 25 bar / 120 °C |
| Type of connection: | DIN |
| Size of connection: | DN 100 |
| Pressure rating for connection: | PN 25 |
| Port-to-port length: | 670 mm |
| Flange size for motor: | FF265 |
| Connect code: | F |
| Liquid: | |
| Liquid temperature range: | -40 .. 120 °C |
| Electrical data: | |
| Motor type: | SIEMENS |
| Rated power - P2: | 7.5 kW |
| Mains frequency: | 50 Hz |
| Rated voltage: | 3 x 380-420D/660-725Y V |
| Rated current: | 14.3/8.3 A |
| Starting current: | 820-820 % |
| Cos phi - power factor: | 0.84 |
| Rated speed: | 1465 rpm |
| IE efficiency: | IE3 90,4% |
| IE Efficiency class: | IE3 |
| Motor efficiency at full load: | 90.4-90.4 % |
| Motor efficiency at 3/4 load: | 91.1-91.1 % |
| Motor efficiency at 1/2 load: | 90.8-90.8 % |
| Number of poles: | 4 |
| Enclosure class (IEC 34-5): | IP55 |
| Insulation class (IEC 85): | F |
| Built-in motor protection: | PTC |
| Motor No: | 83V15222 |
| Controls: | |
| Frequency converter: | None |
| Others: | |
| Minimum efficiency index, MEI ≥: | 0.45 |



Pumped liquid = Water
Liquid temperature during operation = 20 °C
Density = 998.2 kg/m³





Company name:

Created by:

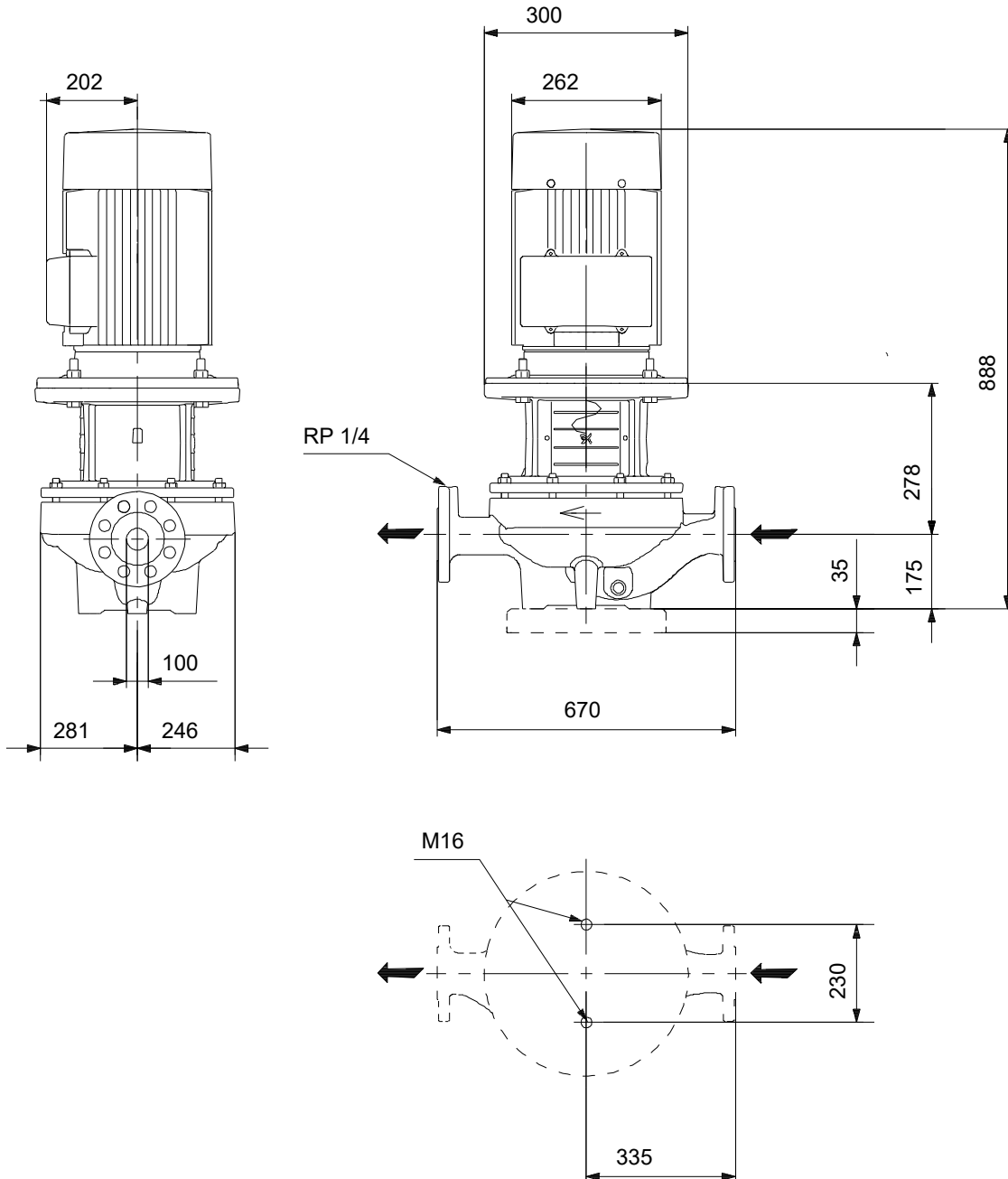
Phone:

Date:

01/12/2023

| Description | Value |
|--------------------|----------------------|
| Net weight: | 227 kg |
| Gross weight: | 264 kg |
| Shipping volume: | 0.743 m ³ |
| Country of origin: | HU |
| Custom tariff no.: | 84137051 |

On request TP 100-200/4 A3-F-O-DQQE-MW3 50 Hz



Note! All units are in [mm] unless others are stated.
Disclaimer: This simplified dimensional drawing does not show all details.

On request TP 100-200/4 A3-F-O-DQQE-MW3 50 Hz



IEC TP211 THERMALLY PROTECTED WHEN THE THERMISTORS ARE
CONNECTED TO AMPLIFIER RELAY FOR CONTROL OF MAIN SUPPLY
THERMISTORS PTC ACCORDING TO DIN 44082

Note! All units are in [mm] unless others are stated.

