


17662

17660, 17862

QB2 WITH 3" MICROFLASHING®
FOR ASPHALT, EPDM, & TPO ROOFS
PATENT # 8448407



A DIVISION OF QUICKSCREWS INTERNATIONAL CORP

TABLE OF CONTENTS

3

SPEC SHEET

QTY & MEASUREMENT INFORMATION

5

INSTALLATION INSTRUCTIONS

STEP-BY-STEP-INSTALLATION GUIDE

6

BUILDING CODE LETTER

REGARDING STAMP DATES

7

ENGINEERING REPORT

UPLIFT & LATERAL LOAD TEST

15

UL CERTIFICATION

PROOF OF UL CERTIFICATION

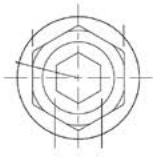
SPEC SHEET

| Part # | Box Quantity |
|--------|--|
| 17660 | 4" QB2 (25) |
| 17662 | 3" Microflashing® (25); 4" QB2 (25); L-Foot (25) |

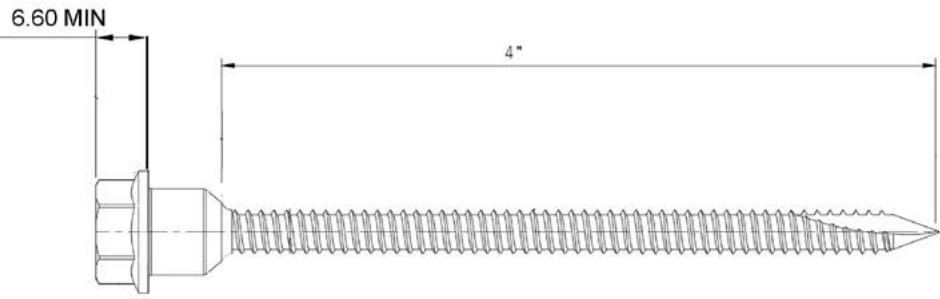





QB2

PN# 17660

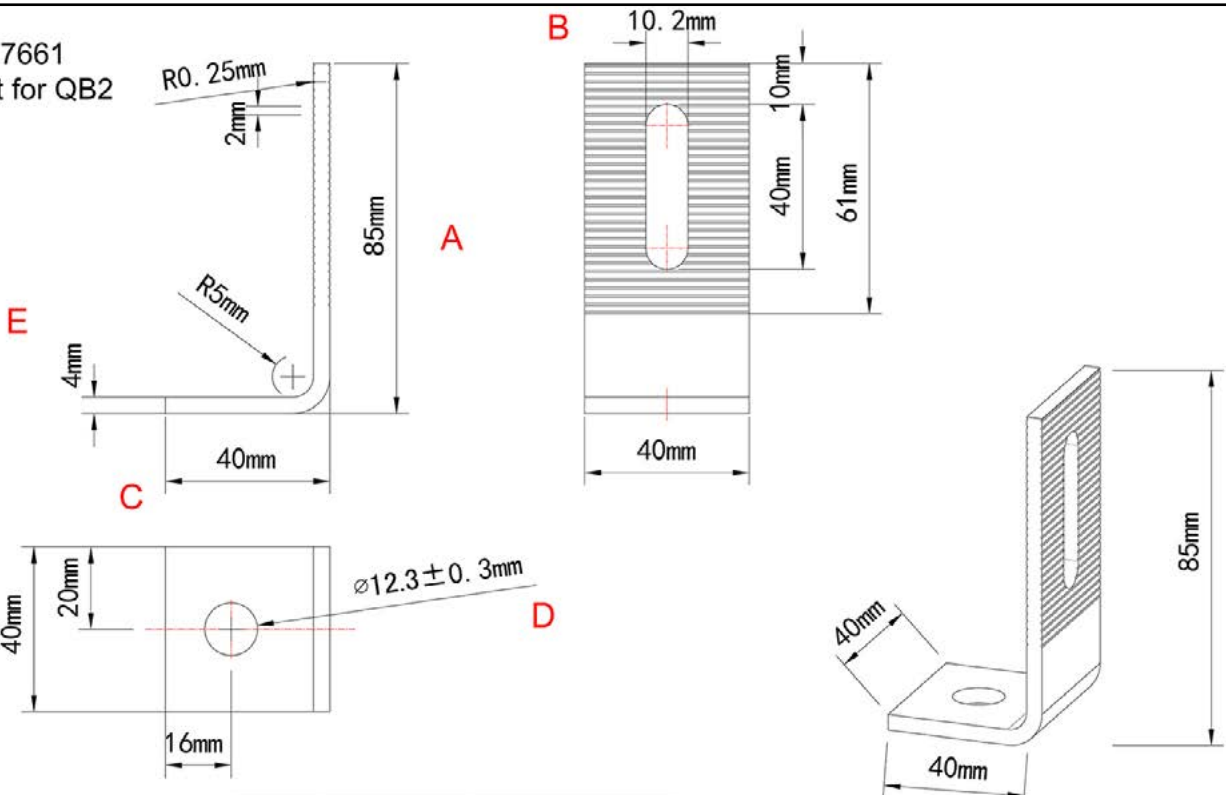


Dual Drive Technology
1/2" Hex Outer Drive
6mm Inner Drive



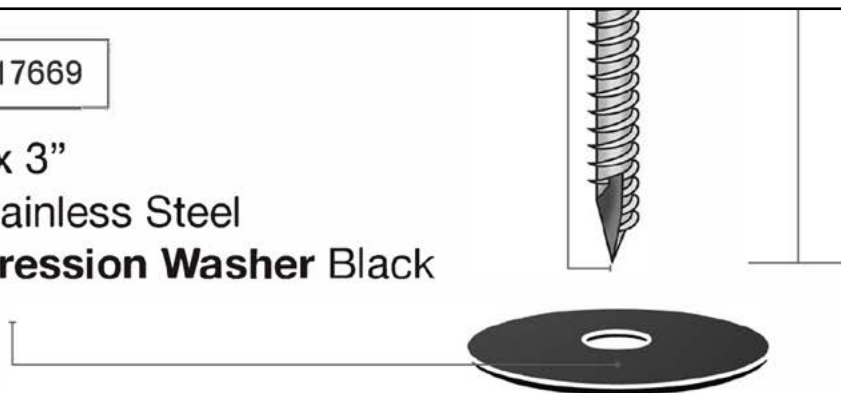
| | | | | | |
|-----------------------------------|--|---|------------|---------------------------------------|---------------------|
| MATERIAL: Stainless Steel 304 |  | | | | |
| SURFACE TREATMENT: PASSIVATION | | NAME: | DATE: | | STATUS: Approved |
| | DRAWN: | | MAR. 19'19 | ITEM: 5/16 X 4" HEX FLANGE QUICK BOLT | |
| | APPROVED: | | MAR. 19'19 | DRAWING NO. SL20190316-1 | |
| TOLERANCE: AS PER DRAWING | VERSION: 01 | | FORMAT: A3 | Scale: 5:1 | SALES: |
| | ISO:  |  | PAGES: 1/1 | UNIT: METRIC | |

PN# 17661
L-Foot for QB2




Part # 17669

5/16" x 3"
304 Stainless Steel
Compression Washer Black



INSTALL INSTRUCTIONS



QB2 (17662)

RECOMMENDED MATERIALS

- Tools to locate and mark rafter
- Drill with a 15/64" drill bit
- MFG approved sealant (optional)
- 1/2" Nut Setter

INSTALLATION INSTRUCTIONS

1. Locate and mark the rafter
2. Predrill the hole
3. Optional: Fill the predrilled hole with MFG approved sealant
4. Optional: Place a ring of sealant around the bottom of the Microflashing® washer
5. Place the Microflashing®
6. Insert the Bolt into the L-Foot
7. Drive the Bolt until the Microflashing® is compressed

To compress Microflashing® properly with QB2 use a 150 minimum torque lbs/inch



BUILDING CODE LETTER



February 26, 2019

To whom this may concern,

QuickBOLT is committed to excellence. The parts tested are durable goods, meaning the material composition and detailed specifications of the parts do not change. Therefore, all stamps are current. Any part tested will have the same results no matter what year the tests are performed.

SolarRoofHook is the previous name of QuickBOLT. Any test result referencing SolarRoofHook is referring to a QuickBOLT product.

All our parts were tested by a third-party test facility, in possession of a current engineering license for the state where the tests were performed for the following.

1. Uplift test
2. Downward load test
3. Lateral Test – Asphalt Mounts, and Metal Mounts only
4. ASTM E2440 and ASTM E330 Waterproof Tests - QuickBOLT only

The following is an excerpt from:

CALIFORNIA BOARD FOR PROFESSIONAL ENGINEERS AND LAND SURVEYORS
guide to Engineering & Land Surveying for City and County Officials
Page 12, Line 27

27. If the license has expired between the time the engineering documents were prepared and the time when the local agency's review is performed, do the documents need to be re-sealed by a licensee with a current license? (B&P Code §§ 6733, 6735, 6735.3, 6735.4)

As long as the license was current at the time the engineering documents were prepared, the documents do not need to be re-sealed prior to review by the local agency. However, any changes (updates or modifications) to the documents that are made following the review by the local agency would have to be prepared by a licensed engineer with a current license and those changes would have to be signed and sealed.

We trust the information provided will resolve any request for the test reports submitted to have a stamp from the current year.

Regards,

Rick Gentry
Executive Vice President

ENGINEERING REPORT



QUICKSCREWS INTERNATIONAL CORP. MOCK-UP TEST REPORT

SCOPE OF WORK

UPLIFT AND LATERAL LOAD TEST FOR QB2 QUICKBOLT

Part# 17662 – 4.00" QB2 Kit 3" Microflashing® + SS-LFT 25/KTP

Part# 17663 – 4.00" QB2 Kit 4" Microflashing® + SS-LFT 20/KTP

REPORT NUMBER

K3215.01-301-44

TEST DATES

10/30/19 - 10/31/19

ISSUE DATE

12/06/19

REVISION 1 DATE

12/19/19

RECORD RETENTION END DATE

10/31/24

PAGES

10

DOCUMENT CONTROL NUMBER

RT-R-AMER-Test-2744 (04/05/18)

© 2017 INTERTEK



TEST REPORT FOR QUICKSCREWS INTERNATIONAL CORP.

Report No.: K3215.01-301-44


Date: 12/06/19

REPORT ISSUED TO

QuickBOLT - A Division of
QUICKSCREWS INTERNATIONAL CORP.
5830 Las Positas Road
Livermore, California 94551

PROJECT

UPLIFT AND LATERAL TEST



For INTERTEK B&C:

COMPLETED BY: Ricardo Cortez

TITLE: Technician

SIGNATURE: 

DATE: 12/19/19

RC:ms

REVIEWED BY: Tyler Westerling, P.E.

TITLE: Senior Project Engineer

SIGNATURE: 

DATE: 12/19/19

TEST REPORT FOR QUICKSCREWS INTERNATIONAL CORP.

Report No.: K3215.01-301-44

Date: 12/06/19

SECTION 1

SCOPE

Intertek Building & Construction (B&C) was contracted by QuickBOLT to perform performance testing on the QB2 Asphalt Mount at the Intertek B&C test facility in Fresno, CA. Results obtained are tested values. This report includes complete written and photographic documentation of all testing performed and a copy of "As-Built" mock-up drawings.

This report does not constitute certification of this product nor an opinion or endorsement by this laboratory. This report and related test records that are retained such as "As-Built" mock-up drawings, datasheets, representative samples of test specimens, or other pertinent project documentation will be serviced by Intertek B&C for the entire test record retention period. At the end of this retention period, such materials shall be discarded without notice and the service life of this report by Intertek B&C will expire.

SECTION 2

TEST METHOD

Mock-up testing was performed in accordance with referenced test methods as specified in the bid documents.

SECTION 3

LIST OF OFFICIAL OBSERVERS

| NAME | COMPANY |
|------------------------|--------------|
| Dustin Harris | Intertek B&C |
| Meng Vang | Intertek B&C |
| Tyler Westerling, P.E. | Intertek B&C |

SECTION 4

GENERAL MOCK-UP DESCRIPTION

Uplift and Lateral Load Test

Material Source/Installation

The mock-up materials/components were supplied by QuickBOLT. The installation of the mock-up was completed by Intertek B&C.

TEST REPORT FOR QUICKSCREWS INTERNATIONAL CORP.

Report No.: K3215.01-301-44

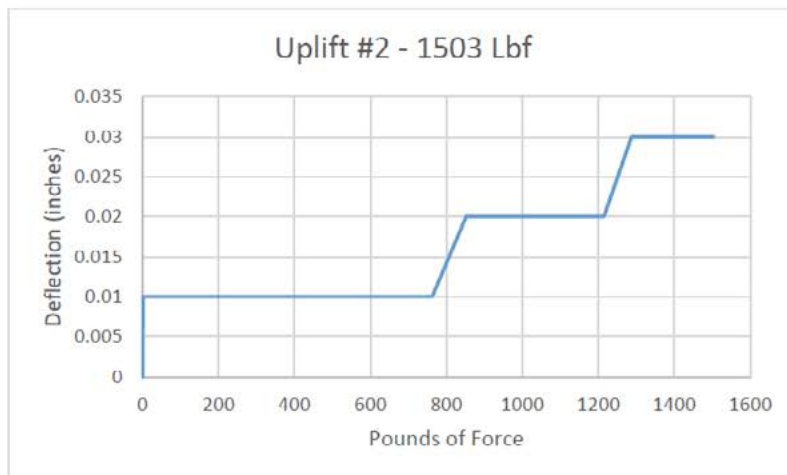
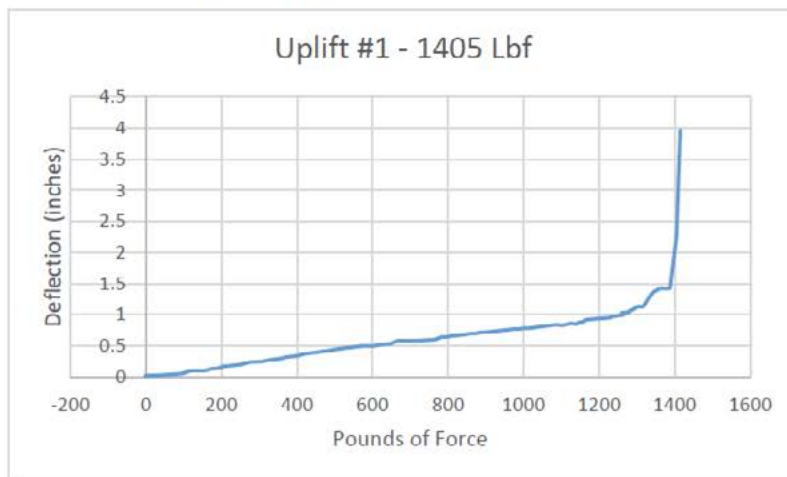
Date: 12/06/19

SECTION 5

FINAL TEST RESULTS

Charts below represent Uplift and Lateral loads.

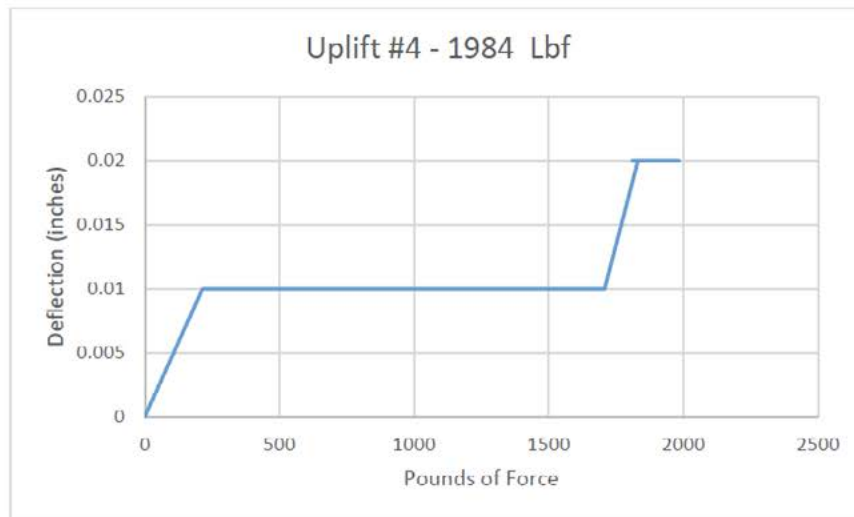
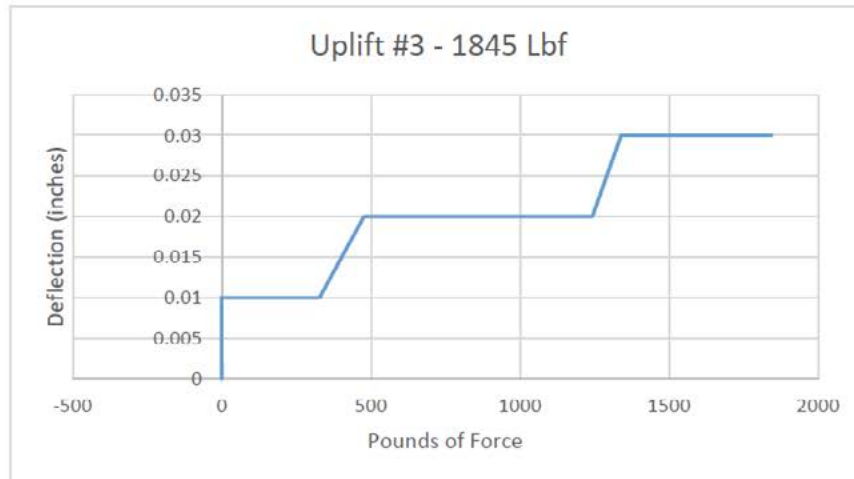
| Uplift | | Lateral | |
|-----------|-----------|-----------|---------|
| Run # | Lbf | Run # | Lbf |
| #1 | 1,405 | #1 | 475 |
| #2 | 1,503 | #2 | 498 |
| #3 | 1,845 | #3 | 501 |
| #4 | 1,984 | Average = | 491 lbf |
| #5 | 2,113 | | |
| Average = | 1,770 lbf | | |



TEST REPORT FOR QUICKSCREWS INTERNATIONAL CORP.

Report No.: K3215.01-301-44

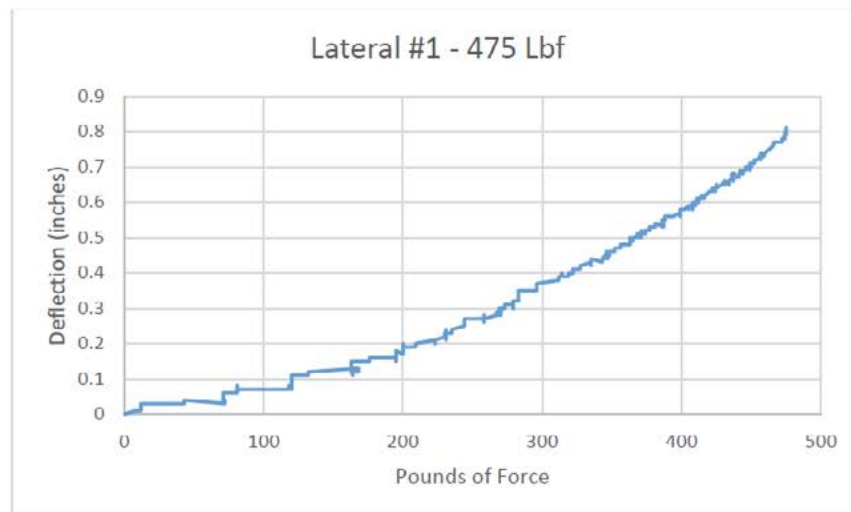
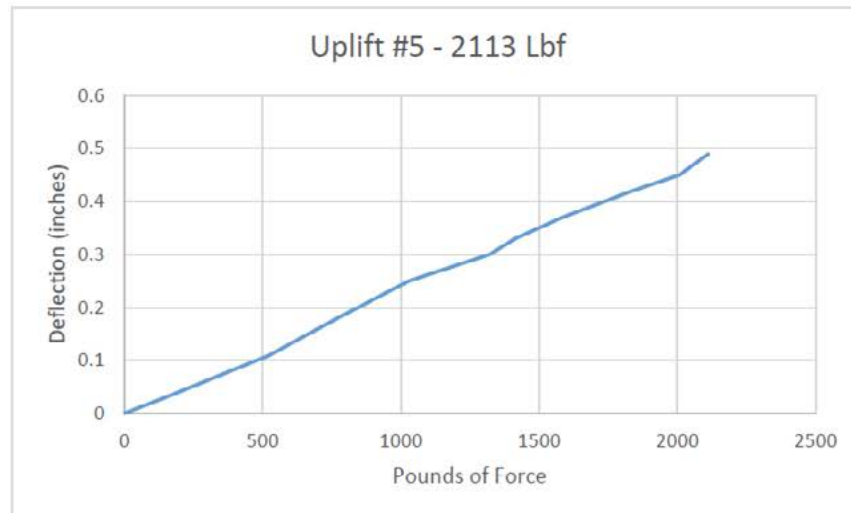
Date: 12/06/19



TEST REPORT FOR QUICKSCREWS INTERNATIONAL CORP.

Report No.: K3215.01-301-44

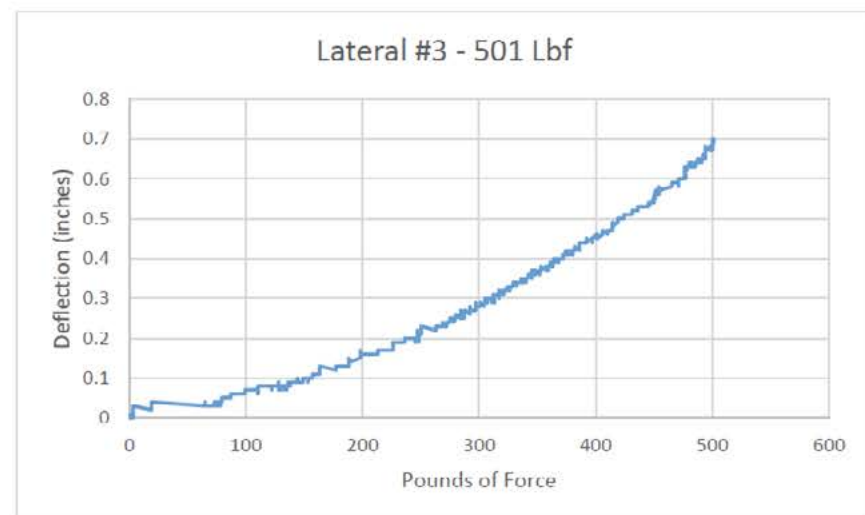
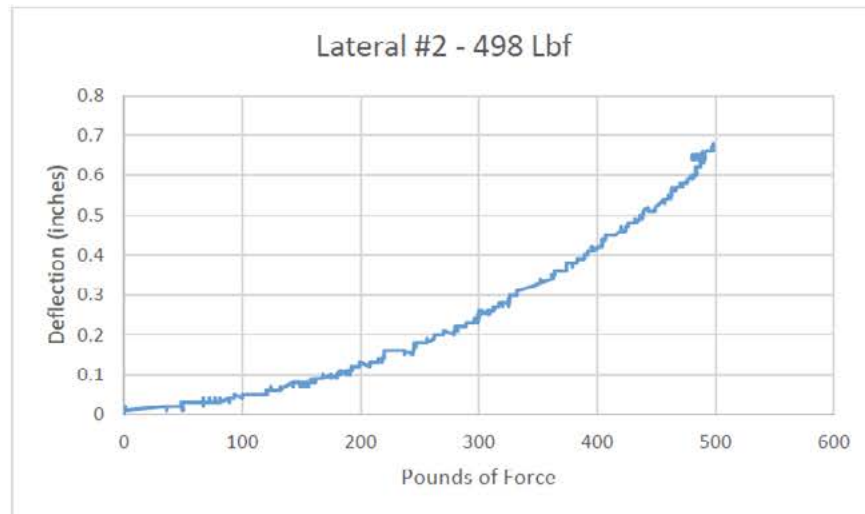
Date: 12/06/19



TEST REPORT FOR QUICKSCREWS INTERNATIONAL CORP.

Report No.: K3215.01-301-44

Date: 12/06/19



TEST REPORT FOR QUICKSCREWS INTERNATIONAL CORP.

Report No.: K3215.01-301-44

Date: 12/06/19

SECTION 6
CONCLUSION

The mock-up met the specified performance requirements.

CERTIFICATE OF COMPLIANCE

Certificate Number 20191115-E493748
Report Reference E493748-20170817
Issue Date 2019-NOVEMBER-15

Issued to: QUICKBOLT A DIVISION OF QUICKSCREWS
INTERNATIONAL CORP
5830 Las Positas Rd
Livermore, CA 94551

**This is to certify that
representative samples of** COMPONENT - MOUNTING SYSTEMS, MOUNTING DEVICES,
CLAMPING DEVICES AND GROUND LUGS FOR USE WITH
PHOTOVOLTAIC MODULES AND PANELS
(See Addendum for Additional Information.)

Have been investigated by UL in accordance with the
component requirements in the Standard(s) indicated on
this Certificate. UL Recognized components are incomplete
in certain constructional features or restricted in
performance capabilities and are intended for installation in
complete equipment submitted for investigation to UL LLC.


Standard(s) for Safety: UL 2703 Standard for Mounting Systems, Mounting
Devices, Clamping/Retention Devices, and Ground Lugs for
Use with Flat-Plate Photovoltaic Modules and Panels.

Additional Information: See the UL Online Certifications Directory at
www.ul.com/database for additional information

This *Certificate of Compliance* does not provide authorization to apply the UL Recognized Component Mark.

Only those products bearing the UL Recognized Component Mark should be considered as being UL Certified
and covered under UL's Follow-Up Services.

Look for the UL Recognized Component Mark on the product.



Bruce Mahrenholz, Director North American Certification Program
UL LLC

Any information and documentation involving UL Mark services are provided on behalf of UL LLC (UL) or any authorized licensee of UL. For questions, please
contact a local UL Customer Service Representative at <http://ul.com/aboutul/locations>



CERTIFICATE OF COMPLIANCE

Certificate Number 20191115-E493748
Report Reference E493748-20170817
Issue Date 2019-NOVEMBER-15

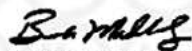
This is to certify that representative samples of the product as specified on this certificate were tested according to the current UL requirements.

Addendum -

Models/Product

USR – Component, Roof Mounting Hook Units, Models 15891 15893 15987 16000 16988 16990
16991 16993 17508 17509 17510 17511 17512 17513 17514 17515 17516 17517 17518 17519 17520
17521 17522 17523 17524 17525 17526 17527 17536 17537 17538 17539 17540 17541 17542 17543
17544 17545 17546 17547 17548 17549 17550 17551 17552 17553 17554 17555 17556 17558 17559
17560 17568 17569 17570 17571 17572 17573 17574 17575 17576 17577 17578 17579 17580 17585
17586 17587 17588 17589 17592 17596 17600 17601 17606 17607 17608 17609 17610 17611 17612
17613 17614 17615 17616 17617 17618 17620 17621 17622 17623 17624 17625 17626 17627 17628
17629 17630 17631 17632 17633 17636 17637 17638 17639 17642 17643 17646 17647 17648 17649
17650 17651 17659 17664 17667 17669 17670 17671 17672 17673 17678 17679 17680 17681 17686
17687 17688 17689 17700 17701 17702 17703 17704 17705 17706 17707 17708 17709 17710 17711
17712 17717 17718 17759 15891-10 15891BLK-10 15987A 15987B 17667SS 17672SS 17680SS
17688SS 17713SS 17720 17721SS 17723 17724SS 17726 17727SS 17729 17730SS 15894SS
15891SS 15987BSS 17660 17661 17662 17663

Ratings: Overcurrent Protection Rating – 25 Amps



Bruce Mahrenholz, Director North American Certification Program

UL LLC

Any information and documentation involving UL Mark services are provided on behalf of UL LLC (UL) or any authorized licensee of UL. For questions, please contact a local UL Customer Service Representative at <http://ul.com/aboutul/locations/>

